

The Open Access Israeli Journal of Aquaculture – Bamidgeh

As from **January 2010** The Israeli Journal of Aquaculture - Bamidgeh (IJA) will be published exclusively as **an on-line Open Access (OA)** quarterly accessible by all AquacultureHub (<http://www.aquaculturehub.org>) members and registered individuals and institutions. Please visit our website (<http://siamb.org.il>) for free registration form, further information and instructions.

This transformation from a subscription printed version to an on-line OA journal, aims at supporting the concept that scientific peer-reviewed publications should be made available to all, including those with limited resources. The OA IJA does not enforce author or subscription fees and will endeavor to obtain alternative sources of income to support this policy for as long as possible.

Editor-in-Chief

Dan Mires

Editorial Board

Sheenan Harpaz Agricultural Research Organization
Beit Dagan, Israel

Zvi Yaron Dept. of Zoology
Tel Aviv University
Tel Aviv, Israel

Angelo Colorni National Center for Mariculture, IOLR
Eilat, Israel

Rina Chakrabarti Aqua Research Lab
Dept. of Zoology
University of Delhi

Ingrid Lupatsch Swansea University
Singleton Park, Swansea, UK

Jaap van Rijn The Hebrew University
Faculty of Agriculture
Israel

Spencer Malecha Dept. of Human Nutrition, Food
and Animal Sciences
University of Hawaii

Daniel Golani The Hebrew University of Jerusalem
Jerusalem, Israel

Emilio Tibaldi Udine University
Udine, Italy

Copy Editor

Ellen Rosenberg

Published under auspices of
**The Society of Israeli Aquaculture and
Marine Biotechnology (SIAMB),
University of Hawaii at Manoa Library**

and
**University of Hawaii Aquaculture
Program** in association with
AquacultureHub

<http://www.aquaculturehub.org>



UNIVERSITY
of HAWAII
MĀNOA
LIBRARY



AquacultureHub
educate • learn • share • engage

ISSN 0792 - 156X

© Israeli Journal of Aquaculture - BAMIGDEH.

PUBLISHER:
Israeli Journal of Aquaculture - BAMIGDEH -
Kibbutz Ein Hamifratz, Mobile Post 25210,
ISRAEL
Phone: + 972 52 3965809
<http://siamb.org.il>

Field Report

Impact of Planting Season on Growth and Survival of the Carpet Shell Clam (*Tapes decussatus*, Linnaeus 1758)

S. Serdar* and A. Lok

Department of Aquaculture, Fisheries Faculty, Ege University, 35100, Izmir, Turkey

(Received 17.4.06, Accepted 21.9.06)

Key words: *Tapes decussatus*, carpet clam, growth, survival, planting, lagoon

Abstract

The growth and survival of juvenile carpet shell clams, *Tapes decussatus*, planted in autumn (October-April) and spring (April-October) in Sufa Lagoon near Izmir, Turkey, were compared. Clams of 20.39 ± 0.24 mm were sown in October (Group I) and clams of 20.43 ± 0.23 mm were sown in April (Group II). Seedlings were sown in plastic boxes at a density of 160 clam/m². Temperature ranged 8-32°C, salinity 38-43‰, and chlorophyll *a* 4.04-30.93 µg/l. In six months, the clams in Group I reached 23.16 mm while the clams in Group II reached 24.02 mm ($p < 0.05$). Survival was 80% in Group I and 77.5% in Group II ($p > 0.05$).

Introduction

The carpet shell clam (*Tapes decussatus* L.; also known as *Venerupis* and *Ruditapes decussatus*) is a common infaunal bivalve native to Europe. It occurs along the Atlantic coast from the British Isles to Morocco and Senegal and into the Mediterranean (Tebble, 1960). The species is also distributed along the coasts of the Aegean and Marmara Seas. The suitability of many European coastal lagoons, especially in France, England, Portugal, Spain, and Italy (Vincenzi, et al.,

2006), allowed the development of fisheries and mollusk farming. Carpet shell clams are eurythermal, euryhaline, and highly resistant to desiccation, making them suitable for aquaculture production (Christophersen, 1994). The carpet shell clam has been exploited in southern Europe (Italy, Spain, Portugal, and France) where consumption is high. The price of *T. decussatus* has remained high and there is good market demand for them (Breber, 1985).

* Corresponding author. E-mail: serpil.serdar@ege.edu.tr

In the past, *T. decussatus* were collected traditionally from coastal areas of the Mediterranean. This kind of harvesting, however, ceased to satisfy the market and culture was recently expanded into Italian lagoons (Sorokin and Giovanardi, 1995). In 2003, about 19,700 tons of clams (mostly *Venus gallina* and *T. decussatus*) were harvested between September and May in Turkey (SIS, 2003). Izmir Bay is the most important area for collecting of *T. decussatus*.

Growth rate is an important consideration when selecting a site and season for commercial production of clams. Faster growth results in a higher and more rapid return of investment with less risk of loss. The purpose of the present study was to investigate the effects of planting season and environmental factors on the growth and survival rate of *T. decussatus* in Sufa Lagoon on the Aegean coast of Turkey.

Materials and Methods

The study was conducted in Sufa Lagoon, 35 km from Izmir, Turkey (38°31'10" N, 26°49'50" E). Carpet shell clam spat from Cakalburnu Lagoon in Izmir Bay were provided by fishermen. Group I was stocked in October 2001 and measured monthly until April, while Group II was stocked in April 2002 and measured monthly until October. Initial stocking density was 160 clams per m² for both groups with three replicates. Clams were stocked in commercial plastic boxes and placed at the sea bottom at a depth of 40-60 cm. The upper side of the box was covered with a 12 mm mesh net to prevent predation. The corners of the boxes were attached to stakes.

The initial mean shell length (anterior-posterior axis) and weight were 20.39±0.24 mm and 1.52±0.05 g for Group I and 20.43±0.23 mm and 1.66±0.06 g for Group II. Shell length, width, and height were measured with a caliper to an accuracy of 0.1 mm; weight was measured on a scale to 0.01 g.

Specific growth rate (SGR) was determined according to the following equation (Malouf and Bricelj, 1989): $SGR = (\ln Wt_2 - \ln Wt_1) / (t_2 - t_1)$ where Wt_1 = initial mean weight, Wt_2 = final weight, and $t_2 - t_1$ = elapsed time. A

similar equation was used to determine growth in length. Survival (S) was calculated as $S (\text{in } \%) = 100(N_t/N_0)$ where N_0 = initial number of clams and N_t = final number of clams.

Water temperature was measured with a thermometer to 0.1°C and salinity with a hand refractometer to 1‰. Chlorophyll *a* was extracted with 90% acetone and assayed according to Strickland and Parsons (1972). To determine seston, a GF/C filter was dried and weighed. A water sample was filtered through the filter, then dried for 24 h at 60°C until a constant weight was obtained. The filter was weighed again to calculate the total particulate material.

Student's *t* test was used to check differences in growth and survival between and within the groups. Percent survival was determined after arcsin transformation of data. Differences in environmental factors were tested by Student's *t* test. Statistical analyses of data were performed with the SPSS 11.0 Software Package.

Results

Temperature ranged 8-32°C and salinity 38-43‰ (Fig. 1). Chlorophyll *a* ranged 4.04-30.93 µg/l with a mean of 15.66±3.71 µg/l in Group I and 15.57±3.92 µg/l in Group II (Fig. 2). Mean seston was 94.14±28.83 mg/l in Group I and 76.14±22.53 mg/l in Group II. At the end of the experiment, the shell length, width, and height of Group I reached 23.16, 16.87, and 10.1 mm, respectively, significantly differing ($p < 0.05$) from Group II where they reached 24.02, 18.21, and 10.92 mm. Total weight (3.08 g in Group I; 3.68 g in Group II) also significantly differed between groups (Fig. 3). SGR in length and weight were 0.021 and 0.117 for Group I and 0.026 and 0.132 for Group II (Fig. 4). At the end of the study, survival was 80% for Group I and 77.5% for Group II (Fig. 5) with no significant difference between groups ($p > 0.05$).

Discussion

Clam growth is dependent on temperature and food availability (Laing et al., 1987), factors that vary from location to location (Anderson et al., 1982). Since the study site was inside the lagoon near the lagoon

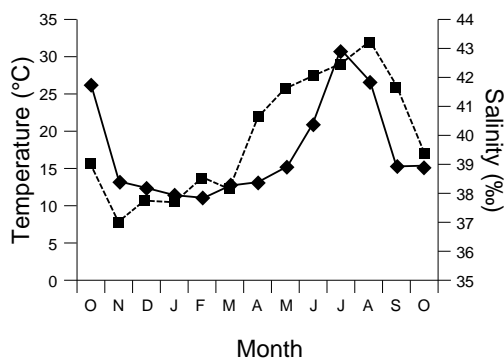


Fig. 1. Mean monthly temperature (■) and salinity (◆).

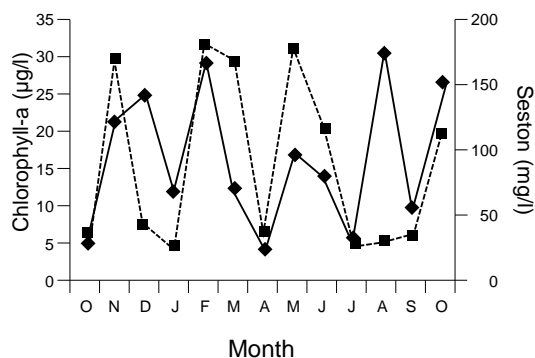


Fig. 2. Mean chlorophyll a (◆) and seston (■).

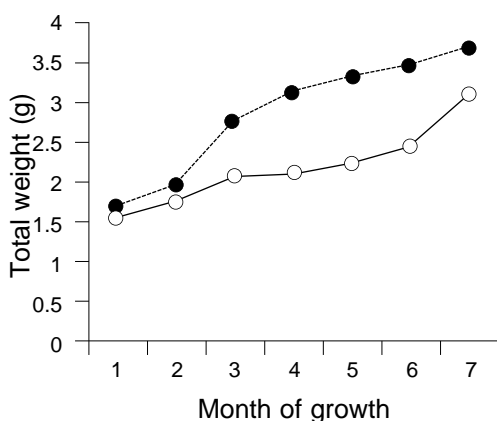


Fig. 3. Increase in weight of clams stocked in fall (Group I; ○) and clams stocked in spring (Group II; ●).

entrance, water conditions were affected by the exchange of water between the sea and the lagoon. Jara-Jara et al. (1997) reported that *Ruditapes decussatus* seed in Carril (Spain) were subject to tidal cycles as well as food fluctuations. Tides and the geographic position of filter feeders may result in low food usage (Grant, 1996). Although the chlorophyll a concentrations in Carril, Spain, were lower (2-5 µg/l; Jara-Jara et al., 1997) than in Sufa

Lagoon, clam growth was higher; perhaps because the clams stocked in Carril were smaller than in Sufa and small individuals grow faster than larger ones (Viella, 1950). Water currents at the study site were high but we have no data on their speed. It is possible that the currents affected their growth. In Puigcerver's (1996) work, carpet shell clams in the delta of the Ebro river (Spain) grew -0.10 to 0.24 mm in 120 days for 6-12 mm clams in parc culture. In the present study, carpet clam stocked in October grew 2.77 mm (0.46 mm/month) whereas those stocked in April grew 3.59 mm (0.59 mm/month).

Orive et al. (1984) suggested that a spring peak could result from optimal nutritional conditions, indicated by high chlorophyll concentrations in March-May. As much as 50% of the annual clam growth in an estuary in Spain occurred in the spring whereas growth dropped in summer, maybe due to negative effects of the temperature (Urrutia et al., 1999), causing physiological stress (Shpigel and Fridman, 1990). This agrees with our results, where greater growth was obtained in the spring (Group II) while clam growth was lower in the winter due to the lower water temperature and poor nutrition. Walne (1976), Laing et al. (1987), Puigcerver (1996), and Soudant et al. (2004) also reported continuous but slower growth in clams during winter.

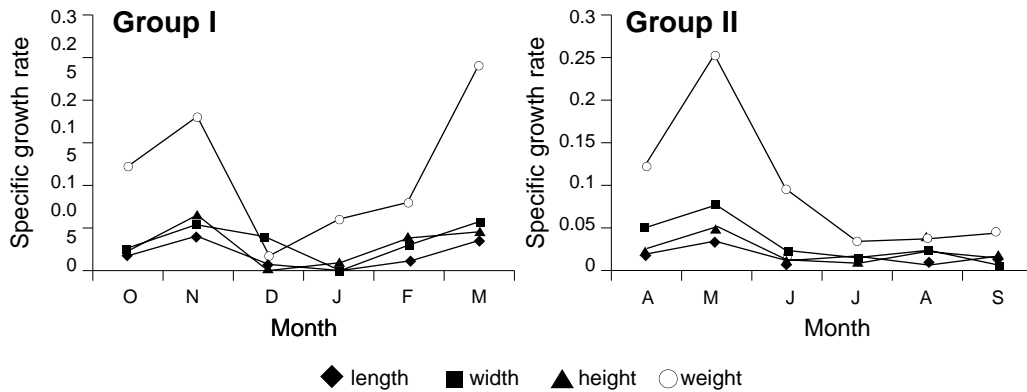


Fig. 4. Specific growth rate of clams stocked in fall (Group I) and clams stocked in spring (Group II).

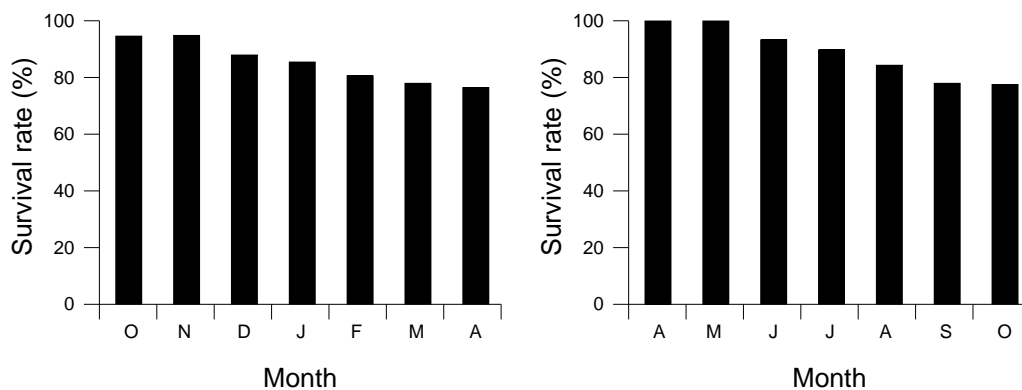


Fig. 5. Survival of clams stocked in October (Group I) and clams stocked in April (Group II).

Clam seedlings may be planted in spring or autumn, but spring planting is favored as it results in immediate growth, shortening time to harvest (Bardach et al., 1972). Clam farmers in Ireland agree, preferring that spat be available for on-growing in April/May (Christophersen, 1994).

Survival of clams planted in the field depends on a number of variables including water quality, pollution, seed size, density, protection devices (Kraeuter and Castagna, 1989), and planting season (Anderson et al., 1982). Mortality was 20-22.5% in our study,

much lower than the 35% obtained in Carril (Jara-Jara et al., 1997). Annual mortality of *Venerupis decussata* varied 10-40% in different populations with an average of 23% per year (Walne, 1976).

In conclusion, the present work shows that growth of *Tapes decussatus* in Sufa Lagoon is better from April to October than from October to April. That is, the spring is more suitable for planting clam seed. Spring plantings benefit from faster growth and more suitable water conditions (temperature, food). Results of this study demonstrate that Sufa Lagoon is favor-

able for clam culture. Further research is needed to characterize the effects of density and culture system on the growth of clam from spat to market size in this lagoon.

References

- Anderson G.J., Miller M.B. and K.K. Chew,** 1982. *A Guide to Manila Clam Aquaculture in Puget Sound*. Sea Grant Rep. WSG 82-4. Univ. Washington, Seattle, WA. 45 pp.
- Bardach J.E., Ryther J.H. and W.O. McLareney,** 1972. *Aquaculture - the Farming and Husbandry of Freshwater and Marine Organisms*. Wiley Interscience, New York and London. 868 pp.
- Breber P.,** 1985. On-growing of the carpet shell clam (*Tapes decussatus*(L.)): Two years' experience in Venice Lagoon. *Aquaculture*, 44:51-56.
- Christophersen G.,** 1994. Aquaculture production of the carpet shell, *Tapes decussatus*. *SMR-report 12/94*. Universitetet I Bergen Senter For Miljo-Og Ressursstudier.
- Grant J.,** 1996. The relationship of bioenergetics and the environment to the field growth of culture bivalves. *Aquaculture* 200:239-256.
- Jara-Jara R., Pazos A.J., Abad M., Garcia-Martin L.O. and J.L. Sanchez,** 1997. Growth of clam seed (*Ruditapes decussatus*) reared in the wastewater effluent from a fish farm in Galicia (NW Spain). *Aquaculture*, 158:247-262.
- Krauter J.N. and M. Castagna,** 1989. Factors affecting the growth and survival of clam seed planted in the natural environment. pp. 149-165. In: J.J. Manzi, M. Castagna (eds.). *Clam Mariculture in North America*. Elsevier, Amsterdam.
- Laing I., Utting S.D. and R.W.S. Kilada,** 1987. Interactive effects of diet and temperature on the growth of juvenile clams. *J. Exp. Mar. Biol. Ecol.*, 113:23-38.
- Malouf R.E. and V.M. Bricelj,** 1989. Comparative biology of clams: environmental tolerances, feeding and growth. pp. 23-73. In: J.J. Manzi, M. Castagna (eds.). *Clam Mariculture in North America*. Elsevier, Amsterdam.
- Orive E., Santiago J. and F. Villate,** 1984. Variabilidad de algunos parametros fisicos y biologicos en la ria de Mundaka. *Cuad. Area Cienc. Mar., Semin. Estud. Galegos*, 1:129-138.
- Puigcerver M.,** 1996. Analysis on individual growth of juvenile carpet shell clams, *Tapes decussatus* (L.), in three different rearing conditions employed in the Ebro's Delta, Spain. *Aquac. Res.*, 27:399-404.
- Shpigel M. and R. Fridman,** 1990. Propagation of the Manila clam (*Tapes semi-decussatus*), in the effluent of fish aquaculture ponds in Eilat, Israel. *Aquaculture*, 90:113-122.
- SIS,** 2003. *Fisheries Statistics*. State Institute of Statistics, Ankara, Republic of Turkey,
- Sorokin Y.I. and O. Giovanardi,** 1995. Trophic characteristics of the Manila clam (*Tapes philippinarum* Adams and Reeve). *ICES J. Mar. Sci.*, 52:853-862.
- Soudant P., Paillard C., Choquet G., Lambert C., Reid H.I., Marhic A., Donaghy L. and T.H. Birkbeck,** 2004 Impact of season and rearing site on the physiological and immunological parameters of the Manila clam *Venerupis* (= *Tapes*, *Ruditapes*) *philippinarum*. *Aquaculture*, 229:401-418.
- Strickland J.D.H. and T.R. Parsons,** 1972. *A Practical Handbook of Seawater Analysis*. Fish. Res. Board Can., Bull. no. 167.
- Tebble N.,** 1966. *British Bivalve Seashells. A Handbook for Identification*. The British Museum. 211 pp.
- Urrutia M.B., Ibarrola I., Iglesias J.I.P. and E. Navarro,** 1999. Energetics of growth and reproduction in a high-tidal population of the clam *Ruditapes decussatus* from Urdaibai Estuary (Basque Country, N. Spain). *J. Sea Res.*, 42:35-48.
- Viella H.,** 1950. *Vida Bentonica de Tapes decussatus* (L.). *Travaux de la Station de Biologie Maritime de Lisbonne* 53. 139 pp.
- Vincenzi S., Caramori G., Rossi R. and G.A. De Leo,** 2006. A GIS-based habitat suitability model for commercial yield estimation of *Tapes philippinarum* in a Mediterranean coastal lagoon (Sacca di Goro, Italy). *Ecol. Model.*, 193:90-104.
- Walne P.R.,** 1976. Experiments on the culture in the sea of the butterflyfish *Venerupis decussata* L. *Aquaculture*, 8:371-381.