


Annual Report
of the
Board of Harbor Commissioners
of the
Territory of Hawaii



Fiscal Year Ending June 30, 1949



Annual Report
of the
Board of Harbor Commissioners
of the
Territory of Hawaii



Fiscal Year Ending June 30, 1949

PRINTED BY
TONGG PUBLISHING CO., LTD.
HONOLULU, HAWAII



Pier 1 Hilo' after completion of reconstruction to replace shed destroyed by tidal wave of April 1, 1946. Shed is 1,040 feet long by 145 feet wide. Berthing face of concrete apron 1,172 feet.

ANNUAL REPORT
of the
BOARD OF HARBOR COMMISSIONERS
of the
TERRITORY OF HAWAII

	Term Expires
HON. R. M. BELT <i>Chairman Ex-officio</i>	
HON. WILLIAM W. MONOHAN <i>Member & Acting Secretary</i>	6/30/53
HON. MARSHALL B. HENSHAW* <i>Member</i>	6/30/51
HON. A. T. LONGLEY (Deceased 5/3/49) <i>Member</i>	
HON. A. F. STUBENBERG <i>Member</i>	6/30/51

B. F. RUSH *Manager & Chief Engineer*

The Board of Harbor Commissioners maintains its central offices in the Aloha Tower, Honolulu, T. H.

Offices in charge of Harbor Masters are maintained at

Honolulu, Island of Oahu—Capt. Jas. L. Friel

Hilo, Island of Hawaii—Capt. W. R. Wickland

Kahului, Island of Maui—Capt. E. H. Stein

Nawiliwili, Island of Kauai	}	Capt. Geo. P. Edgar
Port Allen, Island of Kauai		

* Succeeded Hon. LeRoy Bush 8/10/49

**TERRITORY OF HAWAII
BOARD OF HARBOR COMMISSIONERS
HONOLULU**

September 1, 1949

Honorable Ingram M. Stainback
Governor of Hawaii
Iolani Palace
Honolulu, T. H.

Dear Sir:

We present herewith the Thirty-eighth Annual Report of the Board of Harbor Commissioners, covering operations and accomplishments of that Board during the fiscal year ending June 30, 1949.

During the coming year it is anticipated that contracts will be awarded for the following projects:

1. Sprinkler systems, all unsprinkled sheds.
2. The repair of Piers 8, 9, 10 deck.
3. The replacement of deck on Pier 2, Honolulu.
4. Extension of Kaunakakai Wharf.
5. Breakwater for small boat harbor, Lahaina, Maui.
6. Net repair shed at Kewalo Fishing Wharf.
7. New freight terminal at Pier 2, Honolulu.

If bond funds are allotted it is hoped to start work on the bulkhead wall at Ala Wai Boat Harbor and improvement of Waikiki Beach, bonds for which were authorized by the 1949 Session of the Legislature.


Upon the approval of the project and appropriation of funds by Congress for harbor development, plans will be started for a new overseas freight terminal at Kawaihae, Hawaii.

It is anticipated that at the end of the year 1950 all rehabilitation projects will be entirely completed and all Territorial ports in excellent condition.

The members of the Board have missed the advice and counsel of one of its members, Abner T. Longley, whose death on May 3, 1949 took from among us one of the most experienced and conscientious members of our Board.

Respectfully submitted,

BOARD OF HARBOR COMMISSIONERS




R. M. BELT, *Chairman ex officio*



WILLIAM MONAHAN, *Acting Secretary*



M. B. HENSHAW, *Member*



A. F. STUBENBERG, *Member*

REPORT

of the

MANAGER AND CHIEF ENGINEER

August 31, 1949

Chairman and Members
Board of Harbor Commissioners
Territory of Hawaii
Honolulu, T. H.

Gentlemen :

During the fiscal year, Territorial harbor operations were disrupted due to stevedore strikes here and on the Pacific Coast. The first strike, which occurred in 1948, lasted from September to December, a total of 93 days. The second strike, which is still under way, started May 1, 1949. In other words, out of the twelve months, there were 5 months during which stevedore strikes adversely affected the flow of merchandise to and from the Hawaiian Islands.

The following is a comparative tabulation of the inward and outward overseas cargo tons and number of vessels at major island ports for the fiscal year ending June 30, 1948 and June 30, 1949.

	No. of Vessels		Inward Cargo Tons		Outward Cargo Tons	
	1948	1949	1948	1949	1948	1949
Honolulu	860	990	1,083,265	885,690	750,768	607,559
Hilo	225	181	178,360	124,415	306,555	257,817
Kahului	182	152	202,638	136,701	303,553	266,332
Kauai	170	160	84,901	64,138	185,881	203,156
TOTALS	1,437	1,483	1,549,164	1,210,944	1,546,757	1,334,864

It will be noted that while more ships passed through Territorial harbors during the fiscal year 1949, the tonnage handled was less than the previous fiscal year. The increase in number of vessels passing through on their way to the Orient which stop for fuel and supplies only has caused the increase in total vessels over the previous year.

REVENUE

Revenue collected for the year's operation in the amount of \$1,195,277.78 was collected. This compares with \$1,317,133.37 for the previous year. Reduction in revenue was due to two causes, viz., the stevedore strikes and the fact that due to lack of adequate Territorial facilities in the east end of the harbor Matson Navigation Company is using the more modern terminals which are located in the west end of the harbor, which latter facilities are privately owned.

RATE STRUCTURE

The Board of Harbor Commissioners adopted as of February 1, 1949 a new rate schedule covering services furnished to shipping. Since this was in effect for only five (5) months of the fiscal year, two of which were

included in the period during which shipping was tied up due to the stevedore strike, little effect was evidenced on the year's income.

LIFE GUARDS

At the request of the Board of Harbor Commissioners the 1949 Legislature, by the passage of Act 127, transferred the function of furnishing life guards to Waikiki Beach to the City and County Public Parks and Recreation Commission. All equipment purchased for use of life guards, and funds appropriated for payment of guards was transferred to the Public Parks and Recreation Commission as of July 1, 1949.

WAIKIKI BEACH EROSION STUDY

The Board of Harbor Commissioners has acted as sponsor for a study of means to restore Waikiki Beach, which has badly eroded over the past several years. The restoration of this beach is needed to attract tourists and to provide an all year round recreational area for residents of Honolulu. The actual study is being conducted by the U.S. Beach Erosion Board, represented locally by the District Engineer, U.S. Army. The cost of this study, estimated at \$42,240.58, is being paid half by the Federal Government and half through contributions by local interests. Contributions were turned over to the Board of Harbor Commissioners by:

City and County Parks and Recreation Commission.....	\$ 2,500.00
Honolulu Chamber of Commerce and private donations.....	11,120.29
Board of Supervisors, City and County of Honolulu.....	2,500.00
Territory of Hawaii, Governor's contingent fund.....	5,000.00

The 1949 Legislature authorized the sale of \$400,000 in bonds to start a program of improvement of Waikiki Beach, the ultimate cost of which will approximate \$6,000,000.

WORK ACCOMPLISHED OR UNDER WAY

ISLAND OF OAHU

Job H.C. 774, Contract 3341, Dredging Slip Between Piers 11 and 12 was combined with work done at Kahului Harbor. The contract was with Hawaiian Dredging Company and was completed September 15, 1948. The cost of dredging at Piers 11-12 was \$9,100.00.

Job H.C. 775, Contract 3361, The Construction of Catwalks at Ala Wa Boat Harbor, was completed by Contractor Winfred E. S. Ho on March 30, 1949 at a cost of \$20,607.57.

Under Job H.C. 776, Contract 3340, the Islands Welding Company constructed and delivered a telescoping scaffold for use in shed repairs at a cost of \$4,988.00.

Job H.C. 787, Contract 3374, Repair of Bulkhead Wall at Pier 2, was completed by Fred J. Toft Company on February 4, 1949 at a cost of \$53,217.25. This project consisted in driving sheet piling along the inshore face of the concrete wharf structure to prevent further washing away of fill material under pavement over fill area.

Job H.C. 792, Contract 3430, for delivery of steel sheet piling for Kewalo, was awarded to Grace Brothers, Ltd. on March 1, 1949 in the amount of \$31,900, but due to delay caused by stevedore strike this material has not been delivered.

Job H.C. 793, Contract 3436, Comfort Station in Irwin Park, was awarded to United Construction Company on March 21, 1949 for the sum of \$5,900. The building has been completed but due to stevedore strike fixtures have not been installed.

Job H.C. 795, Contract 3436, Construction of Bulkhead Wall on the Waikiki Side of Kewalo Basin, was awarded to Western Builders for the sum of \$118,906.96 on March 24, 1949. Work is still under way but material for completing fender system will not be received until stevedore strike is over.

Job H.C. 796, Contract 3442, was awarded to C. W. Winstedt, Ltd. on April 22, 1949. This contract is for the construction of a Comfort Station at Ala Wai Boat Harbor and is for the amount of \$9,211.00. The building is completed as of date of writing of this report.

ISLAND OF HAWAII

Job H.C. 766, Contract 3354, Reroofing Pier No. 2, Hilo, was awarded to the Honolulu Roofing Company for \$8,889.00 and was completed on October 30, 1948.

The last of the work in the reconstruction of tidal wave damage, consisting of improvement of inner basin, Hilo, was completed April 18, 1949. The replacement of defective painting on the sash and the stopping of leaks in the roof on Job H.C. 750 will be taken care of at the contractor's expense. This will entirely complete all work involved. A summary of the cost of all the work done on this project is given below:

Project H.C. 740—Dredging—cost	\$ 347,080.59
*Project H.C. 750—Reconstruction of Pier Shed	720,369.46
Project H.C. 754—Grading, Paving & Sheet Piles	542,356.57
Project H.C. 788—Anchorage System & Fill, Inner Basin....	44,407.55
Engineering & Miscellaneous	54,155.73
	\$1,708,369.90
Total Cost	\$1,708,369.90
Source of Funds:	
U.S. Federal Works Agency	\$ 806,933.73
Territorial Insurance Fund	752,266.52
Harbor Board Special Fund	149,169.65
	\$1,708,369.90
Total	\$1,708,369.90

ISLAND OF MAUI

Job H.C. 774, Contract No. 3341, Dredging, Kahului and Honolulu Harbors, was awarded to the Hawaiian Dredging Company for the sum of \$68,514.82. The cost of the Kahului dredging was \$59,414.82. This contract was completed on September 15, 1948.

Job H.C. 791, Contract 3421, was awarded to Lewers & Cooke for furnishing new steel rollup curtains for doors in Pier 2 shed, Kahului, in the amount of \$3,190.00. This contract was completed April 18, 1949.

ISLAND OF KAUAI

Job H.C. 767, Contract 3338, Construction of an additional wharf shed at Nawiliwili, Kauai, was awarded to the Hawaiian Dredging Company on

* Note: Cost subject to slight variation when final settlement is made.

July 26, 1948 for the sum of \$376,995.00. Work on this project was stopped in May, 1949 due to non receipt of construction materials caused by the stevedore strike.

Job H.C. 787, Contract 3373, Reroofing present pier shed at Nawiliwili, was awarded to the Honolulu Roofing Company and was completed on November 30, 1948 for the sum of \$6,135.36.

NEW WORK

Plans are completed and early call for bids will be made on the following projects:

- Deck repairs, Piers 8-9-10, Honolulu.

- Redecking Pier 2, Honolulu.

- Net repair shed, Kewalo Basin.

- Pavement replacement, Nawiliwili, Kauai.

- Extension of Kaunakakai Wharf, Molokai.

- Sprinkler systems, Piers 8-9-10-11-13-14, Honolulu; Piers 1 & 2, Hilo; Pier 2, Kahului; and both pier sheds, Nawiliwili.

Plans are under way for the following projects:

- Oil line replacement, Honolulu Harbor.

- Oil line replacement and filling in of depressed tracks on apron of Pier No. 1, Kahului.

- Paving, Kewalo Basin.

- New freight terminal, Honolulu Harbor, at Pier 2.

KAWAIIHAE HARBOR

It had been hoped that the present U.S. Congress would act on the favorable report of the Chief of Engineers on the development of Kawaihae Harbor, but to date no action has been taken. However, it is hoped that early action on this much needed harbor may be had.

KIHEI BOAT HARBOR, MAUI

The U.S. District Engineer is preparing a report on the development of this pleasure boat and fishing harbor for which the 1947 Legislature provided \$85,000 in general obligation bonds. No action will be taken on this improvement until such time as the results of the Engineer's report have been made available.

KANEOHE BAY FISHING WHARF

No further action has been taken on this project due to inability to find a location to which the adjacent property owners have no objections.

MAINTENANCE

During the past few years, since the end of the war, every effort has been made to put all waterfront facilities in good operating condition. All piers needing reroofing have been taken care of except Piers 5 and 7 in Honolulu. Fender systems have been replaced wherever necessary, painting of exterior and interior of wharf sheds has been about 60% completed and should be finished during the coming year. With delayed maintenance about caught up it is believed that it will be possible to reduce to some extent this item of expense beginning with July, 1949.

During the past year employees of the Harbor Board have replaced the fenders on Pier 35 and have completed painting the interior of Pier 9, Honolulu. Work will be continued by Harbor Board employees on the

repainting of the interiors of Piers 8, 10, 11 and 13-14 in Honolulu and exteriors of Piers 5, 5A and 7, Honolulu. As time permits Harbor Board employees will continue to paint the interiors of wharf sheds at all outport harbors.

ADMINISTRATIVE COMMENTS

The past year has marked much progress in our administrative problems. My office has received the whole hearted cooperation of all employees as well as members of your Board. It is hoped within a short time that the Management-Labor trouble existing between the stevedoring companies and the unions will be settled and the people of this Territory may live without anxiety regarding the transportation of goods needed in the islands.

Statistical data prepared by the accounting division of the department follows this report.

Respectfully submitted,

B. F. RUSH

Manager and Chief Engineer

BOARD OF HARBOR COMMISSIONERS
HARBOR BOARD SPECIAL FUND—FACILITIES AND SERVICE EARNINGS JULY 1, 1948 TO JUNE 30, 1949
Statement No. 1

		Honolulu	Hawaii	Maui	Kauai	Total
0524	Permits to Operate Power Boats.....	\$ 614.00	\$ 329.00	\$ 232.00	\$ 126.00	\$ 1,301.00
7101	Service Charges	10,500.50	1,786.75	1,503.50	1,645.50	15,436.25
7102	Pilotage Fees	68,452.40	7,253.49	5,526.43	7,683.75	88,916.07
7103	Dockage	114,332.43	67,735.08	50,590.31	49,853.13	282,510.95
7104	Wharfage (Tolls)	116,306.69	111,426.84	99,435.22	62,386.18	389,554.93
7105	Rights-of-Way for Oil Pipelines		125.00	250.00		375.00
7106	Rentals, Boat Landings	2,400.00				2,400.00
7107	Rentals, Oil Pipelines	18,167.61	11,006.58	6,438.00	3,044.38	38,656.57
7108	Rentals, Molasses Pipelines		4,081.34	4,089.64	4,726.15	12,897.13
7109	Rentals, Engines and Derricks		55.20	159.60		214.80
7110	Rentals, Sugar Conveyor System				2,100.00	2,100.00
7111	Sugar Storage		1,058.75			1,058.75
7113	Demurrage	1,105.75	331.75		137.25	1,574.75
7114	Mooring Charges	29,288.14	314.95	2,043.58	1,768.23	33,414.90
7114.2	Mooring Lines, Hilo		3,172.50			3,172.50
7114.5	Moorings, Wailoa River, Hawaii		3,602.37			3,602.37
7115	Sale of Services—Cleaning Wharves	10,360.85		57.40	52.46	10,470.71
7116	Sale of Services—Electric Current	5,564.44	233.20			5,797.64
7117	Sale of Equipment Unfit for Use	308.00	4,756.00	85.00		5,149.00
7118	Damages to Properties	1,038.16	2,292.86	462.93		3,793.95
7119	Rental of Equipment	1,175.50				1,175.50
7120	Rental of Wharf Space and Land	181,891.84	18,717.26	6,421.25	8,360.77	215,391.12
7121	Rental of Auto Parking Space	37,339.20				37,339.20
7122	Sale of Janitor Services	90.00				90.00
7123	Rights-of-Way for Molasses Pipelines				250.00	250.00
7125	Sale of Coral, Sand, etc.		31.50			31.50
7126	Rentals, Water Pipelines	1,559.04	207.53	31.18	31.12	1,828.87
7127	Sale of Maps and Prints	141.60				141.60
		\$600,636.15	\$238,517.95	\$177,326.04	\$142,164.92	\$1,158,645.06

BOARD OF HARBOR COMMISSIONERS
EARNINGS OF FACILITIES
JULY 1, 1948 TO JUNE 30, 1949
Statement No. 2

	Honolulu	Hawaii	Maui-Mol.	Kauai	Total
Pier 2	\$ 51,358.45	\$	\$	\$	\$
5	16,082.28
5-A	12,827.54
6	4,306.76
7	24,310.09
8	51,530.09
9	31,463.10
10	5,909.17
11	76,725.74
12	14,820.55
13/14	25,256.27
15	7,759.81
16	9,953.50
35	25,727.47
36	27,946.33
Honolulu Waterfront Parking	3,836.73
Aloha Tower	1,260.00
Irwin Park	33,372.47
Kapalama Land	32,858.78
Kewalo Basin	39,144.52
Harbor Board Shop	3,180.00
Miscellaneous	87.85
Pier 1—Hilo	125,793.18
2—Hilo	30,869.26
3—Hilo	32,530.15
Bulk Sugar Area	12,600.00
Hookena	67.50
Kailua	611.38
Kawaihae	4,254.51
Mahukona	6.40
Napoopoo	300.00
Wailoa	4,288.77
Hilo Bay	1,825.95
Pier 1—Kahului	114,382.18
2—Kahului	32,885.78
Hana	188.09
Kaunakakai	15,007.59
Mala	1,001.29
Kihei	45.00
Nawiliwili	46,186.15
Port Allen	83,078.02
Waimea	270.00
Hanalei	100.00
UNSEGREGATED ITEMS:					
Permits to Operate Power Boats	614.00	329.00	232.00	126.00
Service Charge	10,500.50	1,786.75	1,503.50	1,645.50
Pilotage Fees	68,452.40	7,253.49	5,526.43	7,683.75
Rental Oil Pipelines	18,167.61	11,096.58	6,438.00	3,044.38
Sale of Equip. unfit for use	308.00	4,756.00	85.00
Sale of Coral, Sand, etc.	31.50
Rentals, Water Pipelines	1,559.04	207.53	31.18	31.12
Sale of Maps & Prints	141.60
Rental of Equipment	1,175.50
TOTALS	\$600,636.15	\$238,517.95	\$177,326.04	\$142,164.92	\$1,158,645.06

BOARD OF HARBOR COMMISSIONERS
WHARFAGE, DOCKAGE, PILOTAGE AND SERVICE CHARGE
EARNINGS JULY 1, 1948 TO JUNE 30, 1949

Statement No. 2A

	Wharfage	Dockage	Pilotage	Service Charge
HONOLULU	\$	\$	\$68,452.40	\$10,500.50
Pier 2	22,435.84	21,752.30		
5	264.48	512.39		
5A	1,412.86	2,604.35		
6		3,403.42		
7	311.38	7,138.91		
8	24,151.25	18,664.94		
9	6,237.55	10,431.39		
10		2,463.21		
11	20,046.50	11,768.13		
12	1,437.55	1,340.40		
13-14	8,992.80	12,271.55		
15	1,849.44	2,664.31		
16		4,088.42		
35	12,881.99	7,749.62		
36	16,285.05	5,413.00		
Kapalama		2,066.09		
TOTAL HONOLULU	\$116,306.69	\$114,332.43	\$68,452.40	\$10,500.50
HILO, HAWAII	\$	\$	\$ 7,253.49	\$ 1,786.75
Pier 1	72,053.39	42,397.31		
2	20,397.43	8,702.03		
3	14,989.26	15,288.71		
Hilo Bay		636.00		
Kailua, Hawaii	427.09	76.39		
Kawaihae, Hawaii	3,553.27	634.64		
Mahukona, Hawaii	6.40			
TOTAL HAWAII	\$111,426.84	\$ 67,735.08	\$ 7,253.49	\$ 1,786.75
KAHULUI, MAUI	\$	\$	\$ 5,526.43	\$ 1,503.50
Pier 1	71,822.95	33,136.75		
2	19,411.47	11,499.75		
Hana, Maui		65.69		
Kaunakakai, Molokai	7,957.60	5,626.26		
Mala, Maui	243.20	261.86		
TOTAL MAUI & MOLOKAI	\$ 99,435.22	\$ 50,590.31	\$ 5,526.43	\$ 1,503.50
NAWILIWILI, KAUAI	\$ 19,880.26	\$ 16,640.42	\$ 3,652.00	\$ 775.50
PORT ALLEN, KAUAI	42,505.92	33,212.71	4,031.75	870.00
TOTAL KAUAI	\$ 62,386.18	\$ 49,853.13	\$ 7,683.75	\$ 1,645.50
TOTAL ALL PORTS	\$389,554.93	\$282,510.95	\$88,916.07	\$15,436.25

**BOARD OF HARBOR COMMISSIONERS
STATUS OF SPECIAL FUND JUNE 30, 1949**

Statement No. 3

	Balance July 1 1948	Receipts Fiscal Year 1949	Expenditures Fiscal Year 1949	Balance June 30 1949
S-7110				
HARBOR BOARD SPECIAL FUND				
Receipts				
Revenue:				
Facilities and Services	\$	\$1,195,377.78	\$	\$
(See Statement No. 3A)				
Non-Revenue				
8221 Receipts in Error		54.82		
8231 Erroneous Payments		290.15		
*8241 Reimbursable Expenditures		746,698.09		
8301 Non-Recoverable Transfer from Other Funds		8.43		
Balance in Gasoline Fund S-7110.1		3,468.35		
Expenditures				
Operations:				
Personal Services			382,741.11	
Other Current Expenses			103,828.08	
Equipment			25,836.73	
Total Operations			<u>\$ 512,405.92</u>	
Rehabilitation:				
Personal Services			9,303.81	
Other Current Expenses			32,738.81	
By Contract			68,514.82	
Total Rehabilitation			<u>\$ 110,557.44</u>	
Structures and Permanent Improvements:				
Personal Services			12,164.63	
Other Current Expenses			22,925.19	
By Contract			332,443.22	
Total Structures & Permanent Improvements			<u>\$ 367,533.04</u>	
Bond Service Charges			<u>\$ 536,698.09</u>	
Transfers:				
To Reserve Fund			50,000.00	
To Hilo Piers Fund			80,000.00	
To Reimburse General Fund			104,531.25	
Total Transfers			<u>\$ 234,531.25</u>	
	<u>\$1,492,417.71</u>	<u>\$1,945,897.62</u>	<u>\$1,761,725.74</u>	<u>\$1,676,589.59</u>

*Total Reimbursable Expenditures:
(Statement No. 3A)

Payroll Reimbursements by P.W. Dept. (Reduction of Expenditures)	51,446.42			
To Reimburse Services, Vacations and S.L.	36,646.68			
Territorial Insurance Fund	710,051.41			
	<u>\$ 798,144.51</u>			

BOARD OF HARBOR COMMISSIONERS
STATUS OF SPECIAL FUND JUNE 30, 1949
Statement No. 3 (Continued)

	Balance July 1 1948	Receipts Fiscal Year 1949	Expenditures Fiscal Year 1949	Balance June 30 1949
S-7110.1				
GASOLINE AND OIL REVOLVING FUND				
Sale of Gas and Oil		12,418.20		
Purchase of Gas and Oil			10,714.52	
Transfer to H.B. Special Fund			3,468.35	
	\$ 1,764.67	\$ 12,418.20	\$ 14,182.87	\$
S-7110.2				
STORES REVOLVING FUND				
Sale of Stores	\$	\$ 10,656.73	\$	\$
Purchase of Stores			3,569.21	
	\$ 5,836.36	\$ 10,656.73	\$ 3,569.21	12,923.88
S-7111				
HARBOR BOARD RESERVE FUND				
From Harbor Board Special Fund		50,000.00		
	\$ 150,000.00	\$ 50,000.00	\$	\$ 200,000.00
S-7112				
WATERFRONT FACILITIES REHABILITATION FUND				
Personal Services			3,396.91	
Other Current Expenses			18,536.67	
Contracts			105,597.08	
	\$ 283,034.57	\$	\$ 127,530.66	\$ 155,503.91
S-7129				
PIERS AND HARBOR FACILITIES HILO, FWA PROJECT TH-51-S-1				
Receipts:				
From Harbor Board Special Fund		80,000.00		
From F.W.A.		221,933.73		
Expenditures:				
Personal Services			10,271.34	
Other Current Expenses			9,854.05	
Contracts			254,204.25	
	\$ 89,539.06	\$ 301,933.73	\$ 274,329.64	\$ 117,143.15
S-7136				
REHABILITATION OF HILO HARBOR FACILITIES DAMAGED BY TIDAL WAVE				
Receipts:				
From Territorial Insurance Fund		752,266.52		
Expenditures:				
Personal Services			158.56	
Other Current Expenses			2,939.63	
Reimburse H.B. Special Fund			710,051.41	
Contract			39,116.92	
	\$	\$ 752,266.52	\$ 752,266.52	\$

BOARD OF HARBOR COMMISSIONERS
STATUS OF SPECIAL FUND JUNE 30, 1949
Statement No. 3 (Continued)

	Balance July 1 1948	Receipts Fiscal Year 1949	Expenditures Fiscal Year 1949	Balance June 30 1949
S-6313				
RECLAMATION SURVEY OF WAIKIKI BEACH				
Receipts:				
From Honolulu Chamber of Commerce		11,120.29		
Expenditures:				
To U.S. Engineers for Survey			16,120.29	
	\$ 5,000.00	\$ 11,120.29	\$ 16,120.29	\$
COMBINED TOTALS— SPECIAL FUNDS	\$2,027,592.37	\$3,084,293.09	\$2,949,724.93	\$2,162,160.53

BOARD OF HARBOR COMMISSIONERS
RECEIPTS JULY 1, 1948 TO JUNE 30, 1949

Statement No. 3A

FACILITIES AND SERVICES:

6524	Permits to Operate Power Boats	\$ 1,366.00
7101	Service Charges	15,683.00
7102	Pilotage Fees	88,091.92
7103	Dockage	289,123.84
7104	Wharfage	421,150.94
7105	Right of Way—Oil Pipelines	325.00
7106	Rentals, Boat Landings	3,103.54
7107	Rentals, Oil Pipelines	36,765.87
7108	Rentals, Molasses Pipelines	13,475.42
7109	Rentals, Engines & Derricks	206.00
7110	Rentals, Sugar Conveyor System	2,104.00
7111	Sugar Storage	1,944.25
7112	Canec Storage	1,569.12
7113	Demurrage	2,042.00
7114	Mooring Charges	33,162.13
7114.2	Mooring Lines—Hilo	3,568.50
7114.3	Moorings—Wailoa, Hilo	3,788.63
7115	Sale of Services, Cleaning Wharves	9,650.70
7116	Sale of Services, Electric Current	5,584.85
7117	Sale of Equipment Unfit for Use	5,065.50
7118	Damages to Property	3,753.17
7119	Rental of Equipment	1,163.00
7120	Rent of Wharf Space and Land	212,656.25
7121	Rent of Parking Space	37,235.85
7122	Sale of Janitor Services	75.00
7123	Rights of Way, Molasses Pipelines	490.00
7126	Rentals, Water Pipelines	2,091.70
7127	Sale of Maps and Prints	141.60
	TOTAL	\$1,195,377.78
8221	Receipts in Error	\$ 54.82
8231	Erroneous Payments	290.15
8241	Reimbursable Expenditures	798,144.51
8301	Non-Recoverable Transfer from Other Funds	8.43
	TOTAL ALL RECEIPTS	\$1,993,875.69

BOARD OF HARBOR COMMISSIONERS
STATUS OF GENERAL FUND JUNE 30, 1949
Statement No. 4

	Balance July 1, 1948	Expenditures Fiscal Year 1949	Lapsed June 30 1949
G-7115—Act 72 S.L. 1947			
HARBOR BOARD GENERAL FUND			
A. Personal Services	\$ 55,396.51	\$43,496.30	\$ 11,900.21
B. Other Current Expenses	44,478.07	41,847.92	2,630.15
C. Equipment	2,571.12	2,456.92	114.20
	Expenditures to 6-30-48	Expenditures Fiscal Year 1949	Balance June 30 1949
G-6312			
RECLAMATION SURVEY OF WAIKIKI BEACH FROM GOVERNOR'S CONTINGENT FUND			
\$ 5,000.00	\$	\$ 5,000.00	\$
G-7113G—Act 266 S.L. 1949			
CLAIM OF HENRY A. VIERRA FOR DAMAGES TO CABIN CRUISER "DOLPHIN"			
100.00	100.00
G-7116—Act 261 S.L. 1939			
CONSTRUCTION OF IMPROVEMENTS AND PURCHASE OF LAND, HILO, HAWAII			
E. Structures and Permanent Improvements	155,000.00	94,531.25	60,468.75 (lapsed)
G-7117—Act 261 S.L. 1939			
REDECKING AND REPAIRS TO PIER AT KAILUA, HAWAII			
B. Other Current Expenses	10,000.00	5,875.24	4,124.76
G-7120—PWA GRANT			
WHARF, DREDGING AND TERMINAL IMPROVEMENTS, PORT ALLEN			
B. Other Current Expenses	367,946.81	367,741.36	205.45
G-7135C—Act 333 S.L. 1949			
TO ACQUIRE AND EQUIP A FIRE BOAT AND FACILITIES FOR REMOV- ING OIL AND DEBRIS FROM HONOLULU HARBOR			
300,000.00	300,000.00
G-7137E—Act 27 S.L. 1949			
CONSTRUCTION OF A BREAKWATER AT LAHAINA, MAUI			
75,000.00	75,000.00

BOARD OF HARBOR COMMISSIONERS
STATUS OF LOAN FUND JUNE 30, 1949
Statement No. 5

	Allotted	Expenditures to June 30 1948	Expenditures Fiscal Year 1949	Balance June 30 1949
L-2927—Act 247 S.L. 1937 DREDGING AT WAIKIKI	\$ 35,000.00	\$ 30,928.13	\$.....	\$ 4,071.87
L-7121—Act 122 S.L. 1931 DREDGING AND/OR TERMINAL IMPROVEMENTS, KAUNAKAKAI	25,500.00	25,059.14	440.86
L-7124—Act 122 S.L. 1931 KAPALAMA BASIN WHARVES & DREDGING	278,500.00	278,194.77	305.23
L-7125—Act 247 S.L. 1937 WHARF EXTENSION, IMPROVE- MENTS AND DREDGING, KAUNAKAKAI	75,000.00	571.96	28.00	74,400.04
L-7126—Act 247 S.L. 1937 IMPROVEMENTS ALONG WAILOA STREAM	65,000.00	59,181.43	5,818.57
L-7127—Act 203 S.L. 1935 EXTENSIONS AND IMPROVEMENTS TO PIERS, HONOLULU HARBOR	300,000.00	277,235.45	8,660.87	14,103.68
L-7132—Act 95 S.L. 1947 EXTENSION OF NAWILIWILI WHARF SHED	150,000.00	169.18	149,890.82
L-7133—Act 205 S.L. 1947 FISHING WHARF ON KANEOHE BAY	50,000.00	1,084.46	152.89	48,762.65
L-7134—Act 205 S.L. 1947 BOAT HARBOR AT KIHEI, MAUI LAND AND FACILITIES	85,000.00	263.14	906.25	83,830.61

BOARD OF HARBOR COMMISSIONERS
EXPENDITURES JULY 1, 1948 TO JUNE 30, 1949
HARBOR BOARD SPECIAL FUND S-7110

Statement No. 6

	Personal Services	Other				Total
	Salaries	Bonus	Current	Equipment	Motor	Fiscal Year
			Expenses		Vehicles	1949
OPERATIONS:						
OAHU						
Harbor Operations	\$116,346.72	\$11,425.48	\$ 31,118.68	\$ 619.85	\$ 2,480.00	\$ 161,990.73
Gen. Maintenance	79,954.37	7,326.85	21,189.01	6,679.64	1,833.73	116,983.60
Total	\$196,301.09	\$18,752.33	\$ 52,307.69	\$ 7,299.49	\$ 4,313.73	\$ 278,974.33
HAWAII						
Harbor Operations	\$ 22,060.44	\$ 2,074.85	\$ 5,783.19	\$ 1,236.79	\$ 12.95	\$ 31,108.22
Gen. Maintenance	7,859.71	908.61	11,699.49	1,846.81	22,314.62
Total	\$ 29,860.15	\$ 2,983.46	\$ 17,482.68	\$ 3,083.60	\$ 12.95	\$ 53,422.84
MAUI & MOLOKAI						
Harbor Operations	\$ 15,118.05	\$ 1,460.18	\$ 4,525.36	\$ 338.90	\$ 21,442.49
Gen. Maintenance	12,595.55	1,457.63	6,784.37	449.95	21,287.50
Total	\$ 27,713.60	\$ 2,917.81	\$ 11,309.73	\$ 788.85	\$ 42,729.99
KAUAI						
Harbor Operations	\$ 12,882.27	\$ 1,031.68	\$ 3,044.75	\$ 19.38	\$ 16,978.08
Gen. Maintenance	6,415.77	768.32	3,546.81	396.05	2,184.11	13,311.06
Total	\$ 19,298.04	\$ 1,800.00	\$ 6,591.56	\$ 415.43	\$ 2,184.11	\$ 30,289.14
UNSEGREGATED:						
Gen. Administration	\$ 38,726.09	\$ 2,675.40	\$ 7,594.75	\$ 649.91	\$ 49,646.15
Maint. Overhead	17,258.58	1,462.73	4,710.20	5,010.47	28,441.98
Engineering	22,750.64	241.19	3,831.47	2,078.19	28,901.49
Total	\$ 78,735.31	\$ 4,379.32	\$ 16,136.42	\$ 7,738.57	\$ 106,989.62
TOTAL OPERATIONS: \$351,908.19 \$30,832.92 \$103,828.08 \$19,325.94 \$ 6,510.79 \$ 512,405.92						
CONTRACTS						
REHABILITATION:						
Honolulu	\$ 6,853.98	\$ 702.56	\$ 27,480.88	\$ 9,100.00	\$ 44,137.42
Hawaii	3.50	3.50
Maui & Molokai	207.59	21.26	4,987.51	59,414.82	64,631.18
Kauai	1,377.24	141.18	266.92	1,785.34
Total	\$ 8,438.81	\$ 865.00	\$ 32,738.81	\$ 68,514.82	\$ 110,557.44
CAPITAL IMPROVEMENTS:						
Honolulu	\$ 5,632.80	\$ 680.64	\$ 1,172.01	\$105,339.04	\$ 112,824.49
Hawaii	1,468.08	170.13	8,375.48	9,953.69
Maui & Molokai	87.52	10.58	11,721.86	11,819.96
Kauai	3,724.83	450.05	1,655.84	227,104.18	232,934.90
Total	\$ 10,853.23	\$ 1,311.40	\$ 22,925.19	\$332,443.22	\$ 367,533.04
BOND SERVICE CHARGES						
						\$ 536,698.09
TRANSFERS TO OTHER FUNDS						
						234,531.25
GRAND TOTAL						<u>\$1,761,725.74</u>

**BOARD OF HARBOR COMMISSIONERS
 DETAILED STATEMENT OF EXPENDITURES
 HARBOR BOARD SPECIAL FUND S-7110**

Statement No. 7

OAHU	Expenditures
HARBOR OPERATIONS	Fiscal Year
Personal Services	1949
Personal Services	\$127,772.20
Other Current Expenses	
0200 Gardening Supplies	420.21
0210 Cleaning Supplies	601.22
0270 Stationery & Office Supplies	434.75
0290 Oil Line Operators Supplies	383.03
0290 Light Bulbs & Fluorescent Tubes	256.57
0290 Sundry Supplies	48.62
04 Telephone	558.45
05 Auto Mileage	252.07
09 Electricity, all piers	5,904.37
09 Electricity, Kewalo	908.13
09 Water, all piers	4,047.97
09 Water, Kewalo	269.09
09 Water, Irwin Park	282.30
10 Pilot Boat Rental	12,000.00
1100 Maintenance Tools64
1100 Maintenance Office Equipment	151.35
1100 Maintenance Wharf Sweeper	94.25
1100 Maintenance Oil Trailer	47.28
1100 Maintenance Fire Equipment	383.98
1120 Painting Parking Stalls	121.31
1190 Maintenance Tower Signals	47.60
12 Aloha Tower Clock Service	240.00
12 Elevator Inspection	708.00
12 Elevator Repairs	43.50
12 Refuse Disposal	1,348.00
12 Miscellaneous	143.44
13 Motor Vehicle Upkeep	1,422.55
Total Other Current Expenses	\$ 31,118.68
Equipment	619.85
Motor Vehicle	2,480.00
TOTAL HARBOR OPERATIONS	\$161,990.73
GENERAL MAINTENANCE	
Personal Services	\$ 87,281.22
Other Current Expenses :	
Pier 2	750.30
5	767.97
5A	1,587.60
7	2,056.73
8	2,728.81
9	2,676.20
10	1,936.79
11	3,386.27
12	426.80
13/14	913.15
15	635.99
16	4.20
35	1,629.04
Oil Lines	256.31
Aloha Tower	384.15
Irwin Park	165.19
Kapalama	8.54

**BOARD OF HARBOR COMMISSIONERS
 DETAILED STATEMENT OF EXPENDITURES
 HARBOR BOARD SPECIAL FUND S-7110
 Statement No. 7 (Continued)**

	Expenditures Fiscal Year 1949
Kewalo	196.50
Honolulu Waterfront Parking	40.00
Motor Vehicle Upkeep	326.30
Honolulu Miscellaneous	312.17
Total Other Current Expenses	\$ 21,189.01
Equipment	6,679.64
Motor Vehicles	1,833.73
TOTAL GENERAL MAINTENANCE	\$116,983.60
TOTAL OAHU	\$ 278,974.33
HAWAII	
HARBOR OPERATIONS	
Personal Services	\$ 24,075.29
Other Current Expenses:	
0190 Wharfinger Service, Kailua	70.00
0210 Cleaning Supplies	78.04
0240 Gas & Oil for Pilot Boat	260.86
0270 Stationery & Office Supplies	83.14
0290 Sundry Supplies	92.99
04 Post Office Box	6.00
04 Phone	181.22
05 Travel	451.68
06 Transportation of Things	112.96
09 Electricity	318.31
09 Water	294.80
1100 Maintenance Office Equipment	98.20
1100 Pilot Boat Upkeep	1,801.12
1100 Repairs to Equipment	14.62
1110 Maint. Harbor Master's Residence	1,371.27
13 Motor Vehicle Upkeep	547.98
Total Other Current Expense	\$ 5,783.19
Equipment	1,236.79
Motor Vehicle	12.95
TOTAL HARBOR OPERATIONS	\$ 31,108.22
GENERAL MAINTENANCE	
Personal Services	\$ 8,768.32
Other Current Expenses:	
Pier 1	2,989.81
2	6,603.18
3	122.28
Mooring Buoy	34.88
Shop	8.39
Hookena	4.00
Kailua	1,158.67
Kawaihae	382.35
Mahukona	26.11
Ocean View Property	209.82
Motor Vehicle Upkeep	73.27
Equipment Upkeep	90.81
Miscellaneous	1.92
Total Other Current Expenses	\$ 11,699.49

**BOARD OF HARBOR COMMISSIONERS
DETAILED STATEMENT OF EXPENDITURES
HARBOR BOARD SPECIAL FUND S-7110**

Statement No. 7 (Continued)

	Expenditures Fiscal Year 1949	
Equipment	1,846.81	
TOTAL GENERAL MAINTENANCE ...	\$ 22,314.62	
TOTAL HAWAII		\$ 53,422.84
MAUI & MOLOKAI		
HARBOR OPERATIONS		
Personal Services	\$ 16,578.23	
Other Current Expenses :		
0190 Wharfinger Service, Hana	20.00	
0210 Cleaning Supplies	89.47	
0270 Stationery & Office Supplies	85.53	
0290 Sundry Supplies	42.73	
04 Telephone	103.62	
04 Post Office Box	4.00	
05 Travel	469.71	
06 Transportation of Things	1.09	
09 Electricity—Kaunakakai	184.87	
09 Electricity—Mala & Lahaina	85.11	
09 Water	213.36	
10 Pilot Boat Rental	3,000.00	
1100 Maint. of Office Equipment	22.50	
1100 Maint. of Fire Equipment	22.22	
12 Miscellaneous	1.48	
13 Motor Vehicle Upkeep	179.67	
Total Other Current Expenses	\$ 4,525.36	
Equipment	338.90	
TOTAL HARBOR OPERATIONS	\$ 21,442.49	
GENERAL MAINTENANCE		
Personal Services	\$ 14,053.18	
Other Current Expenses :		
Pier 1	4,568.81	
2	429.36	
Kaunakakai	1,609.83	
Mala	13.68	
Equipment Upkeep	13.90	
Motor Vehicle Upkeep	148.79	
Total Other Current Expenses	\$ 6,784.37	
Equipment	449.95	
TOTAL GENERAL MAINTENANCE ...	\$ 21,287.50	
TOTAL MAUI AND MOLOKAI		\$ 42,729.99
KAUAI		
HARBOR OPERATIONS		
Personal Services	\$ 13,913.95	
Other Current Expenses :		
0210 Cleaning Supplies	51.57	
0220 Fuel	3.25	
0230 First Aid Supplies58	
0270 Stationery & Office Supplies	13.05	
0290 Sundry Supplies	3.83	

BOARD OF HARBOR COMMISSIONERS
DETAILED STATEMENT OF EXPENDITURES
HARBOR BOARD SPECIAL FUND S-7110
Statement No. 7 (Continued)

	Expenditures Fiscal Year 1949
04 Telephone	121.60
04 P. O. Box Rent	3.75
05 Travel	317.20
06 Transportation of Things	2.59
09 Electricity	63.54
09 Water	61.05
10 Pilot Boat Rental	1,786.00
1100 Maint. of Office Equipment	24.00
1100 Maint. of Fire Equipment	4.70
13 Motor Vehicle Upkeep	588.04
Total Other Current Expenses	\$ 3,044.75
Equipment	19.38
TOTAL HARBOR OPERATIONS	<u>\$ 16,978.08</u>
 GENERAL MAINTENANCE	
Personal Services	\$ 7,184.09
Other Current Expenses:	
Nawiliwili	3,334.00
Port Allen	43.58
Equipment Upkeep	1.71
Motor Vehicle Upkeep	167.52
Total Current Expenses	\$ 3,546.81
Equipment	396.05
Motor Vehicle	2,184.11
TOTAL GENERAL MAINTENANCE	<u>\$ 13,311.06</u>
TOTAL KAUAI	\$ 30,289.14
 GENERAL ADMINISTRATION	
Personal Services	\$ 41,401.49
Other Current Expenses:	
0260 Subscription	37.40
0270 Stationery & Office Supplies	1,611.36
0270 Sundry Binding & Printing	29.15
0290 Sundry Supplies	8.65
04 Telephone	492.00
04 Postage & Envelopes	642.45
04 P. O. Box Rent	9.00
05 Travel	640.20
07 Printing Annual Report	708.75
07 Printing Rules & Regulations	128.37
08 Advertising	389.22
10 Rent of Motor Vehicles	61.89
1100 Maint. of Office Equipment	133.95
12 A.A.P.A. Dues	150.15
12 Chamber of Commerce Dues	40.00
12 R.H.C. Dues	90.25
12 Auto Insurance PL & PD	878.31
12 Insurance Piers 5 and 5A	134.80
12 Miscellaneous	394.90
13 Motor Vehicle Upkeep	111.79

**BOARD OF HARBOR COMMISSIONERS
 DETAILED STATEMENT OF EXPENDITURES
 HARBOR BOARD SPECIAL FUND S-7110**

Statement No. 7 (Continued)

	Expenditures Fiscal Year 1949	
0190 Other Personal Services	731.34	
8221 Refund	170.82	
Total Other Current Expenses	\$ 7,594.75	
Equipment	649.91	
TOTAL GENERAL ADMINISTRATION		\$ 49,646.15
 MAINTENANCE OVERHEAD		
Personal Services	\$ 18,721.31	
Other Current Expenses:		
0200 Gardening Supplies	32.12	
0220 Fuel	284.99	
0270 Stationery & Office Supplies	90.87	
0280 Clothing	51.06	
0290 Shop Supplies	688.49	
0290 Ice	60.80	
04 Telephone	61.85	
09 Electricity	381.49	
09 Water	174.63	
1100 Maint. of Office Equipment	12.00	
1100 Repair to Equipment	491.99	
1110 Repair to Shop Building	31.30	
13 Motor Vehicle Upkeep	2,348.01	
Total Other Current Expenses	\$ 4,710.20	
Equipment	5,010.47	
TOTAL MAINTENANCE OVERHEAD		\$ 28,441.98
 ENGINEERING		
Personal Services	\$ 22,991.83	
Other Current Expenses:		
General Engineering	3,831.47	
Equipment	2,078.19	
TOTAL ENGINEERING		\$ 28,901.49
 REHABILITATION		
OAHU		
Personal Services	\$ 7,556.54	
Other Current Expenses:		
Piers 10-11 Dredging	149.50	
Pier 2 Other Personal Services	41.03	
Pier 2 Reconstruction	47.25	
Piers 8-9-10-11 Sub-structure Repairs	163.58	
Pier 2 Bulkhead Wall	23.63	
Piers 8-9-10-11 Repairs	68.76	
Kewalo Basin	836.00	
Aloha Tower Elevator	14,493.82	
Demolition of Shae's Barge	11,657.31	
Total Other Current Expenses	\$ 27,480.88	
Contract—Dredging Piers 11-12	9,100.00	
TOTAL REHABILITATION—OAHU		\$ 44,137.42

**BOARD OF HARBOR COMMISSIONERS
 DETAILED STATEMENT OF EXPENDITURES
 HARBOR BOARD SPECIAL FUND S-7110**

Statement No. 7 (Continued)

	Expenditures Fiscal Year 1949		
HAWAII			
Other Current Expenses :			
Travel	3.50		
TOTAL REHABILITATION—HAWAII.....		\$	3.50
MAUI & MOLOKAI			
Personal Services	\$ 228.85		
Other Current Expenses :			
Piers 1-2 Dredging	507.10		
Travel	321.38		
Repairs to Kaunakakai Wharf	4,159.03		
Total Other Current Expenses	\$ 4,987.51		
Contract—Dredging Piers 1-2	59,414.82		
TOTAL REHABILITATION— MAUI & MOLOKAI		\$	64,631.18
KAUAI			
Personal Services	\$ 1,518.42		
Other Current Expenses :			
Travel of Things	1.00		
Other Personal Services	265.92		
Total Other Current Expenses	\$ 266.92		
TOTAL REHABILITATION—KAUAI		\$	1,785.34
CAPITAL IMPROVEMENTS			
OAHU			
Personal Services	\$ 6,313.44		
Other Current Expenses :			
Kewalo Bulkhead Wall	461.88		
Irwin Park Comfort Station	55.13		
Application of Audicane to Rms. 17 & 18 Aloha Tower	655.00		
Total Other Current Expenses	\$ 1,172.01		
Contract—Irwin Park Comfort Station Bulkhead Wall, Kewalo Basin	105,339.04		
TOTAL CAPITAL IMPROVEMENTS— OAHU		\$	112,824.49
HAWAII			
Personal Services	\$ 1,578.21		
Other Current Expenses :			
Sprinkler System and Tank at Pier 1	8,375.48		
TOTAL CAPITAL IMPROVEMENTS— HAWAII		\$	9,953.69
MAUI & MOLOKAI			
Personal Services	\$ 98.10		

**BOARD OF HARBOR COMMISSIONERS
 DETAILED STATEMENT OF EXPENDITURES
 HARBOR BOARD SPECIAL FUND S-7110
 Statement No. 7 (Continued)**

	Expenditures Fiscal Year 1949	
Other Current Expenses:		
Resurface Piers 1 & 2 area	11,713.31	
Kaunakakai Wharf Extension	8.55	
TOTAL CAPITAL IMPROVEMENTS—		
MAUI & MOLOKAI		\$ 11,819.96
 KAUAI		
Personal Services	\$ 4,174.88	
Other Current Expenses:		
Nawiliwili Pier Shed	1,655.84	
Contract—Nawiliwili Pier Shed Extension	227,104.18	
TOTAL CAPITAL IMPROVEMENTS—		
KAUAI		\$ 232,934.90
BOND SERVICE CHARGES		\$ 536,698.09
TRANSFERS TO OTHER FUNDS		\$ 234,531.25
GRAND TOTAL		\$1,761,725.74

**BOARD OF HARBOR COMMISSIONERS
 DETAILED STATEMENT OF EXPENDITURES
 WATERFRONT FACILITIES REHABILITATION FUND S-7112
 Statement No. 8**

	Expenditures Fiscal Year 1949
ISLAND OF OAHU	
Repairs to Pier 2	
Personal Services	\$ 2,649.26
Reroofing Piers 8-9-10-11	
Other Current Expenses	2,566.46
Contract	450.83
	\$ 3,017.29
Repairs to Rolling Doors Piers 8-9-10-11	
Other Current Expenses	\$ 682.74
Repairs to Piers 8-9-10-11	
Other Current Expenses	43.86
Painting Piers 8-9-10-11	
Other Current Expenses	4,356.94
Sheet Piling at Kewalo Basin	
Other Current Expenses	51.88
Contract	31,900.00
	\$31,951.88
Repairs to Pier 35	
Other Current Expenses	4,541.44
Repairs to Pier 2 Bulkhead Wall	
Other Current Expenses	617.83
Contract	53,217.25
	\$53,835.08

**BOARD OF HARBOR COMMISSIONERS
 DETAILED STATEMENT OF EXPENDITURES
 WATERFRONT FACILITIES REHABILITATION FUND S-7112
 Statement No. 8 (Continued)**

	Expenditures Fiscal Year 1949	
Kaneohe Fisherman's Landing		
Personal Services	62.72	
TOTAL OAHU		\$101,135.21
ISLAND OF HAWAII		
Reroofing Pier 2, Hilo		
Personal Services	\$ 250.14	
Other Current Expenses	1,629.03	
Contract	8,889.00	
	\$10,768.17	
Painting Pier 2 Shed, Hilo		
Other Current Expenses	96.07	
TOTAL HAWAII		\$ 10,864.24
ISLAND OF MAUI		
Mahului Soundings		
Personal Services	\$ 49.84	
New Curtains for Steel Rolling Doors		
Other Current Expenses	43.30	
Contract	6,548.00	
	\$ 6,591.30	
TOTAL MAUI		\$ 6,641.14
ISLAND OF KAUAI		
Reroofing Nawiliwili Pier		
Personal Services	\$ 384.95	
Other Current Expenses	3,903.47	
Contract	4,592.00	
	\$ 8,880.42	
Painting Nawiliwili Pier		
Other Current Expenses	\$ 9.65	
TOTAL KAUAI		\$ 8,890.07
TOTAL—ALL ISLANDS		\$127,530.66

BOARD OF HARBOR COMMISSIONERS
STATUS OF CONTRACTS AS OF JUNE 30, 1949
Statement No. 9

Fund Symbol	Appropriation Title	Contractor	Job No.	Contract No.	Contract Date	Amt. of Contract	Extras	Paid to June 30, 1949	Balance to Pay	Nature of Work
S-7129	FWA Proj. TH-51-S-1 Pier & Harbor Facilities Hilo, Hawaii	E. E. Black, Ltd.	HC-750	3235	8/ 1/47	\$699,408.95	\$ 17,062.52	\$705,099.92	\$ 11,371.55	Reconstr. of Pier Sheds at Hilo, Hawaii
S-7129	Ditto	Jas. W. Glover, Ltd.	HC-754	3270	12/22/47	448,138.39	94,575.18 Less \$500.00 deduction	542,213.57	Completion of Pier Sheds at Hilo, Hawaii
S-7112	Waterfront Facilities Rehabilitation Fund	Honolulu Roofing	HC-759	3278	1/22/48	84,680.00	450.83	85,130.83	Reroofing Piers 8-9-10-11 Honolulu
S-7110	Harbor Bd. Spec. Fund	Island Painting Contractors	HC-761	3328	5/25/48	4,560.00	4,560.00	Painting Port Allen Pier Shed
L-7132	Extension of Nawiliwili Wharf Shed	Hawaiian Dredging	HC-767	3338	7/26/48	376,995.00	1,605.08	18,421.48	360,178.60	Extension of Nawiliwili Wharf Shed
S-7110	Har. Bd. Spec. Fund									
S-7110	Har. Bd. Spec. Fund	Islands Welding & Supply Co., Ltd.	HC-776	3340	7/26/48	4,988.50	4,988.50	Supplying one telescoping Scaffold
S-7110	Ditto	Hawaiian Dredging	HC-774	3341	7/27/48	63,962.80	4,552.02	68,514.82	Dredging at Piers 11 to 12, Honolulu & Piers 1 to 2, Kahului, Maui
S-7112	Waterfront Facilities Rehabilitation Fund	Honolulu Roofing	HC-766	3354	8/18/48	8,889.00	8,889.00	Reroofing Pier 2 Shed at Hilo, Hawaii
G-7115	Har. Bd. Gen. Fund	Ho's Contr. Service	HC-775	3361	9/22/48	18,983.00	1,624.57	20,607.57	Constr. of Catwalk & Mooring Layout at Ala Wai Yacht Basin, Honolulu
S-7112	Waterfront Facilities Rehabilitation Fund	Honolulu Roofing	HC-778	3373	10/13/48	4,592.00	1,543.36	6,135.36	Reroofing Nawiliwili Wharf Shed, Nawiliwili, Kauai
S-7112	Ditto	Fred J. Toft Co.	HC-787	3374	10/20/48	53,783.00	1,777.75 Less 2,343.50 deduction	53,217.25	Repair of Bulkhead Wall Pier 2, Honolulu
S-7136	Rehabilitation of Hilo Harbor Facilities Damaged by Tidal Wave	Jas. W. Glover, Ltd.	HC-788	3401	12/31/48	39,116.92	2,602.67	41,719.59	Anchorag ^e Syst., Inner Basin Bulkhead, Hilo

BOARD OF HARBOR COMMISSIONERS
STATUS OF CONTRACTS AS OF JUNE 30, 1949
Statement No. 9—Continued

Fund Symbol	Appropriation Title	Contractor	Job No.	Contract No.	Contract Date	Amt. of Contract	Extras	Paid to June 30, 1949	Balance to Pay	Nature of Work
S-7112	Waterfront Facilities Rehabilitation Fund	Lewers & Cooke, Ltd.	HC-791	3421	1/28/49	6,548.00	6,548.00	New Curtains for Cornell Steel Rolling Doors, Pier, 2 Shed, Kahului, Maui
S-7112	Ditto	Grace Bros., Ltd.	HC-792	3430	3/ 1/49	31,900.00	31,900.00	Furnishing Sheet Steel Piling for constr. of cut-off wall, Kewalo Basin, Honolulu, T. H.
S-7110	Har. Bd. Spec. Fund	United Constr. Co.	HC-793	3433	3/21/49	5,900.00	3,304.00	2,596.00	Comfort Station, Irwin Park, Honolulu
S-7110	Ditto	Western Builders	HC-795	3436	3/24/49	99,439.04 less 1,350.00 deduction	20,817.92	47,978.00	70,928.96	Constr. of Bulkhead Wall Waikiki side of Kewalo Basin, Honolulu
G-7115 T-780813	Har. Bd. Gen. Fund } Territorial Fund }	C. W. Winstedt, Ltd.	HC-796	3442	4/22/49	9,211.00	3,358.46	5,852.54	Comfort Station, Ala Wai Yacht Basin, Honolulu

BOARD OF HARBOR COMMISSIONERS
BOND CHARGES
Fiscal Year 1949

FACILITY	Cost	Bonds Outstanding	Sinking Fund or Redemption	Interest	Total Bond Charges	TOTALS
HONOLULU						
Pier 2						
Pier	\$ 332,532.19	\$ 60,762.21	\$ 5,559.98	\$ 3,135.78	\$ 8,695.76	
Oil Line	4,921.35					
Dredging	3,583.33	103.39	61.47	10.22	71.69	\$ 8,767.45
Pier 7	265,895.23	529.86	65.70	13.40	79.10	79.10
Piers 8-9-10	1,646,009.85	590,482.95	12,918.21	26,258.67	39,176.88	39,176.88
Pier 11						
Pier	853,110.19	782,219.81	15,357.03	35,131.11	50,488.14	
Dredging	59,487.44	55,847.46	995.89	2,513.46	3,509.35	
Land	714,363.36	179,434.58	12,254.83	8,886.75	21,141.58	75,139.07
Pier 12	94,248.03	6.71	.83	.17	1.00	1.00
Piers 13-14						
Piers	283,036.62	105,709.92	11,280.02	5,550.04	16,830.06	
Dredging	52,547.43	19,617.71	2,092.56	1,031.24	3,123.80	19,953.86
Pier 15	173,861.55	4,788.14	611.20	123.82	735.02	735.02
Kapalama						
Pier 35	494,133.92	297,613.60	14,464.75	13,701.96	28,166.71	
Pier 36	273,991.48	102,932.55	10,979.13	5,410.69	16,389.82	
Dredging	72,278.52	60,938.38	1,745.94	2,686.37	4,432.31	
Land, P-35	69,056.25	65,244.06	1,163.52	2,936.53	4,100.05	
Land Under Water	15,514.95	14,658.46	261.36	659.63	920.99	54,009.88
Kewalo						
Wharf	113,663.63	88,899.08	2,883.83	3,903.64	6,787.47	
Dredging	215,003.51	57,984.04	2,182.17	2,698.08	4,880.25	11,667.72
Oil Lines	241,652.75	71,514.18	7,872.50	2,540.36	10,412.86	
Work Shop	20,090.00	7,820.02	750.29	378.06	1,128.35	
Work Shop Site	9,625.60	291.16	165.12	27.45	192.57	
Unsegregated	103,941.15	14,010.12	1,681.57	469.45	2,151.02	
Unexpended	14,483.05	1,791.20	369.16	2,160.36	16,045.16
TOTAL HONOLULU..						\$225,575.14
HAWAII						
Hilo Pier 1	\$ 759,885.02	\$355,469.89	\$ 6,338.06	\$15,996.15	\$22,334.21	\$ 22,334.21
Hilo Pier 2	505,549.20	82,445.42	8,825.57	3,246.98	12,072.55	12,072.55
Hilo Pier 3						
Pier	421,085.62	393,326.73	7,013.07	17,699.72	24,712.79	
Dredging	10,763.23	9,997.64	178.26	449.89	628.15	25,340.94
Kailua	10,969.18	600.26	10.70	27.01	37.71	37.71
Kawaihae (New)	88,993.26	13,078.87	2,554.74	469.01	3,023.75	3,023.75
Milolii (Hoopuloa)	15,977.64	4,903.72	575.97	232.89	808.86	808.86
Wailoa River	59,704.76	26,462.96	3,281.10	669.24	3,950.34	3,950.34
Unsegregated	523.99	20.75	.37	.94	1.31	1.31
Unexpended	3,601.25	322.52	65.79	388.31	388.31
TOTAL HAWAII						\$ 67,957.98

BOARD OF HARBOR COMMISSIONERS
BOND CHARGES (Continued)

Fiscal Year 1949

FACILITY	Cost	Bonds Outstanding	Sinking Fund or Redemption	Interest	Total Bond Charges	TOTALS
MAUI						
Kahului Pier 1						
Pier	\$ 948,963.33	\$156,585.42	\$24,692.82	\$ 8,298.06	\$32,990.88	
Conveyor System	169,567.58	23.51	2.51	.92	3.43	
Dredging	210,342.97	113,190.56	2,531.66	5,060.89	7,592.55	
Road Approach	20,604.37	19,597.83	349.43	881.90	1,231.33	\$ 41,818.19
Kahului Pier 2						
Pier	544,169.93	408,131.23	12,276.83	18,622.77	30,899.60	
Dredging	133,620.00	124,939.35	2,227.68	5,622.27	7,849.95	38,749.55
Hana	156,071.34	22,743.21	2,658.46	648.35	3,306.81	3,306.81
Mala	236,982.02	39,288.89	4,194.41	1,545.62	5,740.03	5,740.03
Unsegregated	49,881.50	42,845.39	763.94	1,928.04	2,691.98	2,691.98
TOTAL MAUI						\$ 92,306.56
MOLOKAI						
Kaunakakai	\$ 354,413.03	\$240,147.20	\$11,064.91	\$10,371.18	\$21,436.09	\$ 21,436.09
Unexpended		258.89	23.57	12.00	35.57	35.57
TOTAL MOLOKAI						\$21,471.66
KAUAI						
Nawiliwili Pier 1	\$ 381,866.45	\$135,833.04	\$14,016.62	\$ 6,370.84	\$20,387.46	
Nawiliwili Dredging	80,869.03	33,512.56	3,131.03	1,557.35	4,688.38	
Nawiliwili Retaining Wall	298,584.03	285,018.13	5,081.89	12,825.80	17,907.69	
Nawiliwili Boat Landing ..	1,243.20	526.86	47.97	24.43	72.40	
Nawiliwili Removing Wall	40,869.55	17,671.12	1,609.11	819.41	2,428.52	
Nawiliwili Roadway	30,441.42	10,936.87	1,132.01	512.93	1,644.94	
Nawiliwili Earth Cover Over Fill	13,599.70	5,317.65	515.30	247.89	763.19	
Nawiliwili Drain Ditch	5,719.17	1,772.26	206.41	84.09	290.50	
Nawiliwili Breakwater	200,000.00	12,916.66	3,566.02	853.13	4,419.15	
TOTAL NAWILIWILI						\$ 52,602.23
Port Allen Wharf	568,362.29	154,320.99	20,832.13	3,940.94	24,773.07	
Port Allen Sugar Conveyor	67,941.33	5,896.13	756.75	172.21	928.96	
Port Allen Sprinkler System	15,266.39	2,030.74	251.79	51.36	303.15	
Port Allen Dredging	170,102.38	39,405.32	5,319.44	1,386.47	6,705.91	
Unexpended		4,203.90	1,649.53	164.96	1,814.49	
TOTAL PORT ALLEN						\$ 34,525.58
TOTAL KAUAI						\$ 87,127.81
TOTAL ALL ISLANDS						\$494,439.15

**BOARD OF HARBOR COMMISSIONERS
PORT OF HONOLULU
ARRIVALS OF INTER-ISLAND VESSELS
JULY 1, 1948 TO JUNE 30, 1949**

MONTH	Year	No. Arrivals	Gross Tonnage
July	1948	297	180,379
August	1948	310	195,971
September	1948	236	148,697
October	1948	156	107,615
November	1948	151	99,331
December	1948	161	106,814
January	1949	177	103,090
February	1949	176	84,057
March	1949	179	111,149
April	1949	151	78,070
May	1949	166	70,917
June	1949	137	63,913
		2,297	1,350,003

NOTE: Hualalai run discontinued from February, 1949.

**BOARD OF HARBOR COMMISSIONERS
OVERSEAS FREIGHT OVER HONOLULU PIERS
JULY 1, 1948 TO JUNE 30, 1949**

		Territorial Piers	Privately Owned Piers	U.S. Govt. Piers	Total
INWARD					
Autos	Each	1,252	6,952	1,100	9,304
Cattle, horses	Head	105	1,860	1,965
Coke	Tons	57	57
Dogs	Each	7	3	1	11
Dressed Animals	Tons	1,097	4,935	6,032
Explosives	Tons	144	53	2,744	2,941
Fertilizer	Tons	1,430	34,520	35,950
Goats, hogs, sheep	Head	523	14,385	14,908
General Merchandise	Tons	48,684	701,097	71,761	821,542
Lumber	MBM	29,567	17,270	516	47,353
OUTWARD					
Alcohol	Tons	624	624
Autos	Each	259	150	911	1,320
Canec	Tons	119	119
Coffee	Tons	65	62	127
Dogs, cats	Each	42	17	59
Explosives	Tons	635	635
Fertilizer	Tons	316	316
Fish, canned	Tons	141	592	733
General Merchandise	Tons	31,068	69,642	150,484	251,194
Horses	Head	2	2
Lumber	B/F	518	967,038	967,556
Molasses	Tons	39,036	39,036
Pineapple, canned	Tons	36,832	292,185	18,037	347,054
Scrap Iron	Tons	12,568	1,581	14,149
Sugar	Tons	122,587	122,587
Trucks & Heavy Equipment	Tons	140	140

BOARD OF HARBOR COMMISSIONERS
ARRIVALS AND DEPARTURES OF OVERSEA VESSELS
JULY 1, 1948 TO JUNE 30, 1949
HONOLULU, T. H.

Month	Year	No. Vessels	Net Tons	Gross Tons	INWARD		OUTWARD	
					Cargo Tons	Passengers	Cargo Tons	Passengers
July	1948	83	427,158	725,965	71,141	2,582	111,325	2,654
August	1948	94	493,520	830,046	118,634	2,591	125,192	2,728
September	1948	81	391,380	670,625	50,920	107	58,973	160
October	1948	59	280,673	463,263	56,844	11	41,732	45
November	1948	79	373,862	614,881	71,761	70	28,893	80
December	1948	79	405,279	662,785	69,738	1,583	25,013	924
January	1949	94	483,816	800,775	135,321	1,733	57,364	1,303
February	1949	108	550,891	912,848	89,295	2,579	35,337	2,032
March	1949	100	509,465	862,095	99,419	1,580	60,373	1,752
April	1949	88	441,996	756,237	90,739	2,343	58,125	2,721
May	1949	71	337,393	596,279	10,166	1,160	5,232	456
June	1949	54	266,622	456,445	21,712	381	622
Totals		990	4,962,055	8,352,244	885,690	16,720	607,559	15,477
Previous Year		860	4,139,279	6,951,233	1,083,265	18,593	750,768	18,809
Increase or		130	822,776	1,401,011				
Decrease					197,575	1,873	143,209	3,332

INWARD

Autos	Each	8,204
Cattle, horses, mules	Head	1,965
Coke	Tons	57
Dressed Animals	Tons	6,032
Dogs	Each	10
Explosives	Tons	197
Fertilizer	Tons	35,950
General Merchandise	Tons	749,781
Goats, hogs, pigs, sheep	Head	14,908
Lumber (93,673 T.)	B/F	46,837,051
Fuel Oil	Bbls.	2,310,421
Diesel	Bbls.	389,648
Gasoline	Bbls.	1,669,147
Kerosene	Bbls.	72,143
Solvent	Bbls.	14,201
Miscellaneous Oil	Bbls.	11,706

OUTWARD

Alcohol	Tons	624
Autos	Each	409
Canec	Tons	119
Coffee	Tons	127
Dogs, cats	Each	59
Fertilizer	Tons	316
Fish, canned	Tons	733
General Merchandise	Tons	100,710
Horses	Head	2
Lumber (1 T.)	B/F	518
Molasses	Tons	39,036
Pines, canned	Tons	329,017
Scrap Metal	Tons	14,149
Sugar	Tons	122,587
Trucks & Heavy Equipment	Tons	140

NOTE: Tabulation does not include U.S. Govt. Piers. Totals for columns "Cargo Tons" do not include automobiles, oil or livestock.

BOARD OF HARBOR COMMISSIONERS
FREIGHT OVER TERRITORIAL PIERS, JULY 1, 1948 TO JUNE 30, 1949
HONOLULU WHARVES

OVERSEAS	Pier 2		Pier 5		Pier 7		Pier 8		Pier 9	
	In	Out	In	Out	In	Out	In	Out	In	Out
AutosEach	233	32	315	27
CanecTons	119
CattleHead
CoffeeTons	35
Dogs, CatsEach
Dressed AnimalsTons	258
ExplosivesTons	144
FertilizerTons	879	551
Fish, cannedTons
General MerchandiseTons	950	862	1,930	375	14,048	12,427	8,644	11,801
Goats, HogsHead
LumberMBM	29,475	25	1
Pines, cannedTons	161	1,876	10,880
Scrap MetalTons	8,260
Trucks & Heavy EquipmentTons*	140

OVERSEAS	Piers 10-11		Pier 15		Pier 35		TOTAL		TOTAL	
	In	Out	In	Out	In	Out	In	Out	Honolulu Wharves	
AutosEach	704	200	1,252	259	1,511	
CanecTons	119	119	
CattleHead	105	105	105	
CoffeeTons	30	65	65	
Dogs, CatsEach	7	42	7	42	49	
Dressed AnimalsTons	839	1,097	1,097	
ExplosivesTons	144	144	
FertilizerTons	1,430	1,430	
Fish, cannedTons	141	141	141	
General MerchandiseTons	24,530	2,477	512	732	464	48,684	31,068	79,752	
Goats, HogsHead	523	523	523	
LumberMBM	66	29,567	29,567	
Pines, cannedTons	14,431	9,484	36,832	36,832	
Scrap MetalTons	4,308	12,568	12,568	
Trucks & Heavy EquipmentTons*	140	140	

*Previously classified under General Merchandise. Change effective since Feb. 1, 1949.

BOARD OF HARBOR COMMISSIONERS
FREIGHT OVER TERRITORIAL PIERS, JULY 1, 1948 TO JUNE 30, 1949
HONOLULU WHARVES

INTER-ISLAND	Pier 5		Pier 12		Piers 13/14		Pier 35		Pier 36	
	In	Out	In	Out	In	Out	In	Out	In	Out
AutosEach	58	156	1,378	2,024	9	19	46	193
CanecTons	2
Cattle, Horses, MulesHead	3,412	54	9,239	101	7
CoffeeTons	34	2	902	3
ExplosivesTons	2
FertilizerTons	176	321	5,845	74	5,298	7,165
Fish, freshTons	4	101
General MerchandiseTons	1,469	2,600	5,192	20,731	62,675	547	8,665	747	21,485
Goats, Hogs, Pigs, SheepHead	858	1	1,910	6
LumberMBM	54	53	128	503	1	109	436
Pineapple, cannedTons	48	12	992	131
Pine, bran & topsTons	101	463	1,803	15
Pineapple, freshTons	16	230	8	108,119	155,971
Scrap MetalTons	3
SugarTons	523	2	6,020	44
Trucks & Heavy EquipmentTons*	178	736	17	156	36	172
VegetablesTons*	3,387	140	50
			Total In		Total Out		Total Honolulu Wharves			
AutosEach			1,491		2,392		3,883			
CanecTons			2			2			
Cattle, Horses, MulesHead			12,651		162		12,813			
CoffeeTons			936		5		941			
ExplosivesTons			2			2			
FertilizerTons			395		18,484		18,879			
Fish, freshTons			105			105			
General MerchandiseTons			24,625		99,486		124,111			
Goats, Hogs, Pigs, SheepHead			2,768		7		2,775			
LumberMBM			183		1,101		1,284			
Pineapple, cannedTons			1,040		143		1,183			
Pine, bran & topsTons			1,904		478		2,382			
Pineapple, freshTons			264,336		8		264,344			
Scrap IronTons			3			3			
SugarTons			2		6,587		6,589			
Trucks & Heavy EquipmentTons*			231		1,064		1,295			
VegetablesTons*			3,387		190		3,577			

*Previously classified under General Merchandise. Change effective since Feb. 1, 1949.

BOARD OF HARBOR COMMISSIONERS
ARRIVALS AND DEPARTURES OF OVERSEA VESSELS
JULY 1, 1948 TO JUNE 30, 1949
HILO, HAWAII

Month	Year	No. Vessels	Net Tons	Gross Tons	Inward Cargo Tons	Outward Cargo Tons
July	1948	18	89,174	149,135	10,138	22,720
August	1948	19	89,897	151,178	13,507	24,345
September	1948	20	91,603	151,523	11,477	33,309
October	1948	14	64,830	108,659	3,737	22,348
November	1948	10	42,824	70,199	7,303	12,852
December	1948	12	54,373	93,514	11,168	7,596
January	1949	20	99,154	161,894	19,287	33,466
February	1949	20	97,002	160,340	15,457	25,379
March	1949	18	87,222	148,651	18,592	39,015
April	1949	18	87,779	146,700	13,551	36,787
May	1949	4	20,980	35,792
June	1949	8	31,354	51,553	198
Totals		181	856,192	1,429,138	124,415	257,817
Previous Year		225	1,101,634	1,777,829	178,360	306,555
Increase or	
Decrease		44	245,442	348,691	53,945	48,738

INWARD			OUTWARD		
Autos	Each	953	Autos	Each	6
Cows	Head	15	Horses	Head	26
Hogs	Head	75	Canec	Tons	21,586
Fucl Oil	Bbls.	233,827	Coffee	Tons	1,262
Gasoline	Bbls.	210,748	Hides	Tons	30
Kerosene	Bbls.	33,987	General	Tons	2,084
Diescl	Bbls.	88,911	Lumber (40,000 ft.)	Tons	70
Solvent	Bbls.	481	Scrap Iron	Tons	9,149
Trucks	Tons	1,528	Sugar	Tons	173,183
General	Tons	90,350	Molasses	Tons	50,453
Fertilizer	Tons	17,200			
Lumber (8,619,400 ft.)	Tons	15,082	Total	Tons	257,817
Explosives	Tons	152			
Coal, Coke	Tons	103			
Total	Tons	124,415			

NOTE: Totals for columns "Cargo Tons" do not include Autos, Livestock and Oil.

BOARD OF HARBOR COMMISSIONERS
FREIGHT OVER TERRITORIAL PIERS, JULY 1, 1948 TO JUNE 30, 1949
HAWAII WHARVES

	OVERSEAS	H I L O						TOTAL		Grand Total
		In	Pier 1 Out	In	Pier 2 Out	In	Pier 3 Out	In	Out	
Autos	Each	654	3	101	2	198	1	953	6	959
General Merchandise	Tons	68,621	1,558	7,518	226	14,213	300	90,352	2,085	92,436
Fertilizer	Tons	13,074	4,126	17,200	17,200
Lumber	Tons	9,117	70	5,965	15,082	70	15,152
Explosives	Tons	152	152	152
Coal, coke	Tons	103	103	103
Trucks	Tons	1,403	26	99	1,528	1,528
Cows	Each	15	15	15
Canec	Tons	14,710	154	6,722	21,586	21,586
Coffee	Tons	1,159	63	40	1,262	1,262
Sugar	Tons	170,506	2,677	173,183	173,183
Scrap Iron	Tons	5,020	1,590	2,539	9,149	9,149
Hides	Tons	30	30	30
Horses	Each	26	26	26
Hogs	Each	75	75	75
Molasses	Tons	50,453	50,453

BOARD OF HARBOR COMMISSIONERS
FREIGHT OVER TERRITORIAL PIERS, JULY 1, 1948 TO JUNE 30, 1949
HAWAII WHARVES

	INTER-ISLAND	H I L O									
		Pier 1		Pier 2		Pier 3		Total Hilo		In	Out
		In	Out	In	Out	In	Out	In	Out		
Autos	Each	264	183	1,806	1,304	463	453	2,533	1,940		
Cattle, Horses, Mules	Head			62	591		6	62	597		
Canec	Tons				3,716		358		4,074		
Coffee	Tons			2	244			2	244		
Explosives	Tons			21	1			21	1		
Fertilizer	Tons	273		1,752	19			2,025	19		
Fish	Tons				268				268		
General Merchandise	Tons	2,100	338	48,208	14,448	1,531	912	51,839	15,698		
Goats, Pigs, Sheep	Head			1	1,227			1	1,227		
Lumber	MBM			430	277			430	277		
Pineapple, canned	Tons			125				125			
Pineapple, fresh	Tons			4				4			
Sugar	Tons			2,227				2,227			
Trucks & Heavy Equipment	Tons*	1,549	817	3,520	3,626	1,982		7,051	4,443		
Vegetables	Tons*			85	505			85	505		

	INTER-ISLAND	HAWAII WHARVES										
		Kailua		Kawaihae		Mahukona		Total Hawaii		In	Out	Total All Wharves
		In	Out	In	Out	In	Out	In	Out			
Autos	Each	16	2	60	10	2		2,611	1,952	4,563		
Cattle, Horses, Mules	Head	5	963	25	6,718			92	8,278	8,370		
Canec	Tons								4,074	4,074		
Coffee	Tons	2	449		243			4	936	940		
Explosives	Tons							21	1	22		
Fertilizer	Tons	18		33		100		2,176	19	2,195		
Fish	Tons								268	268		
General Merchandise	Tons	1,630	265	791	1,938	999	118	55,259	18,019	73,278		
Goats, Pigs, Sheep	Head				1,849			1	3,076	3,077		
Lumber	MBM	33	61	44	1	51		558	339	897		
Pineapple, canned	Tons	10				1		136		136		
Pineapple, fresh	Tons							4		4		
Sugar	Tons	74		46		17		2,364		2,364		
Trucks & Heavy Equipment	Tons*	16		6				7,073	4,443	11,516		
Vegetables	Tons*	1	30	2	769			88	1,304	1,392		

*Previously classified under General Merchandise. Change effective since Feb. 1, 1949.

BOARD OF HARBOR COMMISSIONERS
ARRIVALS AND DEPARTURES OF OVERSEA VESSELS
JULY 1, 1948 TO JUNE 30, 1949
KAHULUI, MAUI, T. H.

Month	Year	No. Vessels	Net Tons	Gross Tons	Inward Cargo Tons	Outward Cargo Tons
July	1948	17	84,921	142,395	15,391	29,888
August	1948	19	90,707	153,782	12,788	41,785
September	1948	15	71,830	121,136	11,254	25,579
October	1948	9	43,142	72,976	4,108	10,917
November	1948	10	45,586	76,626	16,537	8,550
December	1948	7	32,784	55,734	4,514	12,027
January	1949	21	97,256	162,851	18,282	44,446
February	1949	20	94,313	159,610	18,528	21,976
March	1949	18	83,339	139,481	14,485	35,293
April	1949	14	66,501	113,455	15,407	35,871
May	1949	2	9,742	16,978	5,407
June	1949
Totals		152	720,121	1,215,024	136,701	266,332
Previous Year		182	914,310	1,488,929	202,638	303,553
Increase or	
Decrease		30	194,189	273,905	65,937	37,221

INWARD

Autos (1,010)	11,361
Bitumuls (2,612.10 bbls.)	457
Cattle (4)	10
Diesel Oil (55,821 bbls.)	10,815
Explosives	33
Fertilizer	12,033
Fuel Oil (99,284.80 bbls.)	15,783
Gasoline (86,624.74 bbls.)	13,362
General Merchandise	62,613
Hogs (81)	10
Horses (2)	5
Lumber (1,609,043 B.F.)	3,218
Pearl Oil (10,562.70 bbls.)	1,782
Shell Dieseline (4,416.48 bbls.)	856
Shell Gasoline (22,000.64 bbls.)	3,394
Shell Kerosene (5,508.08 bbls.)	929
Trucks & Heavy Equipment	40
Total	136,701

OUTWARD

Autos (6)	86
Cattle (144)	39
Empties	959
General Merchandise	5,093
Molasses	49,473
Pineapples (canned)	65,625
Sugar in bulk	134,073
Trucks & Heavy Equipment	1,287
Waste & Scrap in Bundles	1,571
Waste & Scrap not in Bundles	8,126
Total	266,332

BOARD OF HARBOR COMMISSIONERS
FREIGHT OVER TERRITORIAL PIERS, JULY 1, 1948 TO JUNE 30, 1949
MAUI WHARVES

OVERSEAS		K A H U L U I						Total		GRAND TOTAL
		In	Pier 1	Out	In	Pier 2	Out	In	Out	
Autos	Each	978	6	32	1,010	6	1,016		
Cattle	Each	4	144	4	144	148		
Empties	Tons	959	959	959		
Explosives	Tons	33	33	33		
Fertilizer	Tons	10,367	1,667	12,034	12,034		
General Merchandise	Tons	61,505	1,116	1,108	3,977	62,613	5,093	67,706		
Hogs	Each	81	81	81		
Horses	Each	2	2	2		
Lumber	Tons	1,305	1,913	3,218	3,218		
Pineapple, canned	Tons	64,112	1,513	65,625	65,625		
Sugar in bulk	Tons	134,073	134,073	134,073		
Trucks & Heavy Equipment	Tons	40	1,287	40	1,287	1,327		
Waste & Scrap in Bundles	Tons	1,123	448	1,571	1,571		
Waste & Scrap not in Bundles	Tons	8,126	8,126	8,126		

BOARD OF HARBOR COMMISSIONERS
FREIGHT OVER TERRITORIAL PIERS, JULY 1, 1948 TO JUNE 30, 1949
MAUI AND MOLOKAI WHARVES

INTER-ISLAND	Pier 1		Pier 2		Total Kahului		HANA		MALA		KAUNAKAKAI	
	In	Out	In	Out	In	Out	In	Out	In	Out	In	Out
AutosEach	95	3	1,037	603	1,132	606	1	1	184	60
Cattle, Horses, MulesHead	279	1,023	279	1,023	134	58	392
CanecTons	2	3	2	3	8
Empty ContainersTons	182	782	182	782	3	13
ExplosivesTons	7	16	7	16	1
FertilizerTons	673	265	673	265	2,268	74
FishTons	1	1	17
General MerchandiseTons	3,033	329	30,693	18,990	33,726	19,319	70	1,496	11,864	2,192
Goats, Pigs, SheepHead	113	538	113	538	580
LumberMBM	859	71	859	71	7	564	4
Pineapple branTons	7	476	7	476	23
Pineapple, cannedTons	1,680	1,680
Pineapple, freshTons	4	4	53,747
Pineapple plantsTons	3,744	3,744	1,748	20
SugarTons	4,867	2	4,867	2	9	61
Trucks & Heavy Equip.....Tons*	858	944	858	944	464	231
VegetablesTons*	1,215	1,215	29	10

INTER-ISLAND	MAUI & MOLOKAI		GRAND TOTAL	INTER-ISLAND	MAUI & MOLOKAI		GRAND TOTAL
	In	Out			In	Out	
AutosEach	1,317	667	1,984	LumberMBM	1,423	82	1,505
Cattle, Horses, MulesHead	337	1,549	1,886	Pineapple BranTons	30	476	506
CanecTons	10	3	13	Pineapple, cannedTons	1,680	1,680
Empty ContainersTons	185	795	980	Pineapple, freshTons	53,751	53,751
ExplosivesTons	8	16	24	Pineapple PlantsTons	1,748	3,764	5,512
FertilizerTons	2,941	339	3,280	SugarTons	4,928	11	4,939
FishTons	18	18	Trucks & Heavy Equip.....Tons*	1,322	1,175	2,497
General MerchandiseTons	45,660	23,007	68,667	VegetablesTons*	10	1,244	1,254
Goats, Pigs, SheepHead	113	1,118	1,231				

*Previously classified under General Merchandise. Change effective since Feb. 1, 1949.

BOARD OF HARBOR COMMISSIONERS
ARRIVALS AND DEPARTURES OF OVERSEA VESSELS
JULY 1, 1948 TO JUNE 30, 1949
PORT ALLEN, KAUAI

Month	Year	No. Vessels	Net Tons	Gross Tons	Inward Cargo Tons	Outward Cargo Tons
July	1948	9	43,193	73,371	4,536	13,567
August	1948	13	63,002	101,865	5,124	29,803
September	1948	9	45,183	74,368	3,745	10,669
October	1948	9	41,590	69,496	1,935	13,430
November	1948	8	35,500	59,615	2,212	23,859
December	1948	7	32,250	54,559	2,950	3,479
January	1949	11	51,231	87,887	8,976	11,202
February	1949	11	47,479	87,182	4,294	7,584
March	1949	8	40,610	67,249	6,542	10,088
April	1949	12	54,867	89,829	6,501	16,617
May	1949	2	9,259	15,385		Strikebound . .
June	1949	3	13,648	22,832		Strikebound . .
Totals		102	477,812	803,638	46,815	140,298
Previous Year		124	612,216	990,600	72,004	152,928
Increase or						
Decrease		22	134,404	186,962	25,189	12,630

INWARD

Trucks & Heavy Equip.....Tons	353
EmptiesTons	659
ExplosivesTons	68
FertilizerTons	5,158
GeneralTons	31,061
Lumber (4,757,956 BM)Tons	9,516
TotalTons	46,815
AutosEach	471
Fuel OilBbls.	20,899
DieselBbls.	16,200
GasolineBbls.	33,470
Pearl OilBbls.	7,280

OUTWARD

EmptiesTons	162
GeneralTons	349
PineappleTons	16,330
SugarTons	93,279
MolassesTons	30,178
TotalTons	140,298
AutosEach	2

BOARD OF HARBOR COMMISSIONERS
ARRIVALS AND DEPARTURES OF OVERSEA VESSELS
JULY 1, 1948 TO JUNE 30, 1949
NAWILIWILI, KAUAI

Month	Year	No. Vessels	Net Tons	Gross Tons	Inward Cargo Tons	Cargo Tons Outward
July	1948	6	31,438	48,326	1,238	5,844
August	1948	6	29,191	49,355	1,835	4,154
September	1948	6	28,061	48,687	1,157	4,741
October	1948	1	4,561	7,607	766
November	1948	2	9,090	15,297	5,517
December	1948	5	27,987	39,023	255	4,881
January	1949	8	35,809	66,045	2,134	9,954
February	1949	8	41,011	67,590	4,164	12,810
March	1949	6	30,637	44,228	3,432	5,737
April	1949	8	37,376	64,687	2,342	6,575
May	1949	1	4,203	6,702	2,645
June	1949	1	4,870	8,338
Totals		58	284,234	465,885	17,323	62,858
Previous Year		46	222,993	368,198	12,897	32,953
Increase or		12	61,241	97,687	4,426	29,905
Decrease

INWARD

Trucks & Heavy Equip.....	Tons	192
Dressed Animals	Tons	13
Empties	Tons	382
Explosives	Tons	64
Fertilizer	Tons	5,486
General	Tons	11,041
Lumber (334,286 BM)	Tons	145
Total	Tons	17,323
Autos	Each	161
Cattle	Head	9
Calves	Head	3
Diesel	Bbls.	4,847
Gasoline	Bbls.	22,635
Pearl Oil	Bbls.	2,659

OUTWARD

Empties	Tons	629
General	Tons	144
Pineapple	Tons	18,056
Scrap Iron	Tons	5,832
Molasses	Tons	23,810
Sugar	Tons	14,387
Total	Tons	62,858
Autos	Each	3

BOARD OF HARBOR COMMISSIONERS
FREIGHT OVER TERRITORIAL PIERS, JULY 1, 1948 TO JUNE 30, 1949
KAUAI WHARVES

	OVERSEAS	PORT ALLEN			NAWILIWILI			TOTAL KAUAI
		In	Out	Total	In	Out	Total	
Autos	Each	471	2	473	161	3	164	637
Cattle, Horses, Mules	Head	9	9
Colts & Calves under one year	Head	3	3	3
Dressed animals	Tons	13	13	13
Empty containers (free)	Tons	659	162	821	382	629	1,011	1,832
Explosives	Tons	68	68	64	64	132
Fertilizer	Tons	5,158	5,158	5,486	5,486	10,644
General Merchandise	Tons	31,061	349	31,410	11,041	144	11,185	42,595
Lumber (5,092,242 BM)	Tons	9,516	9,516	145	145	9,661
Pineapples (canned or fresh)	Tons	16,330	16,330	18,056	18,056	34,386
Scrap Metal	Tons	5,832	5,832	5,832
Sugar	Tons	93,279	14,387	14,387	107,666
Trucks & heavy equipment	Tons	353	353	192	192	545

BOARD OF HARBOR COMMISSIONERS
 FREIGHT OVER TERRITORIAL PIERS, JULY 1, 1948 TO JUNE 30, 1949
 KAUAI WHARVES

	INTER-ISLAND	P O R T A L L E N			N A W I L I W I L I			TOTAL KAUAI	
		In	Out	Total	In	Out	Total		
	Autos	Each	471	168	639	384	270	654	1,293
	Cattle, Horses, Mules	Head	4	283	287	3	202	205	492
	Dogs	Each	4	4	1	2	3	7
	Empty containers (Free)	Tons	374	1,518	1,892	235	781	1,016	2,908
	Explosives	Tons	8	8	35	35	43
46	Fertilizer	Tons	1,148	18	1,166	3,244	3,244	4,410
	Fish	Tons	3	3	3
	General Merchandise	Tons	21,094	5,036	26,130	21,135	5,659	26,794	52,924
	Goats, Hogs, Sheep	Head	413	413	183	183	596
	Lumber	MBM	224	13	237	128	128	365
	Pineapple, canned	Tons	1,704	1,704	1,704
	Pineapple, bran or tops	Tons	65	140	205	205
	Pineapple, fresh	Tons	248	248	248
	Scrap Iron	Tons	498	498	498
	Sugar	Tons	1,538	1,538	990	990	2,528
	Trucks & Heavy Equipment	Tons	348	37	385	557	962	1,519	1,904

BOARD OF HARBOR COMMISSIONERS
ANNUAL REPORT
Fiscal Year—June 30, 1948 to July 1, 1949

INDEX

	PAGE		PAGE
A			
Arrivals of Inter-Island Vessels, Honolulu.....	33	Honolulu Inter-Island Freight Over	
Arrivals and Departures of Overseas Vessels:		Territorial Piers	36
Hilo	37	Honolulu Overseas Freight	33, 35
Honolulu	34	Honolulu Overseas Freight Over	
Kahului	40	Territorial Piers	33, 35
Nawiliwili	44		
Port Allen	43	I	
B			
Boat Harbor at Kihei, Maui, Fund for	19	Inter-Island Freight:	
Bond Service Charges	31, 32	Hilo	39
C			
Capital Improvements, Special Fund		Honolulu	36
Expenditures	20	Kahului	42
Construction of Breakwater at Lahaina,		Nawiliwili	46
Maui, Fund for	18	Port Allen	46
Contracts, Status of	29, 30	Irwin Park Earnings	13
D			
Detailed Statement of Expenditures	21 to 27	K	
Dockage, Earnings	14	Kahului, Arrivals and Departures of	
Dockage, Receipts	17	Overseas Vessels	40
Dredging at Waikiki, Fund for	19	Kahului, Inter-Island Freight	42
E			
Earnings of Facilities and Services	12, 13	Kahului, Overseas Freight	41
Engineering, Expenditures	20	Kaneohe Bay, Oahu, Fishing Wharf,	
Equipment, Rental of	12, 13, 17	Fund for	19
F			
F.W.A. Project TH-51-S-1, Fund for		Kauai, Detailed Statement of Expenditure,	
Facilities and Services Earnings	12, 13	Rehabilitation Fund	28
Facilities and Services Receipts	17	Kauai, Detailed Statement of Expenditures,	
Fire Boat, Fund for	18	Special Fund	23, 24, 26
Fishing Wharf at Kaneohe Bay, Oahu,		Kaunakakai Wharf Extension, Fund for	19
Fund for	19	Kewalo Basin Earnings	13
G			
General Fund, Status of	18	Kihei, Maui, Boat Harbor, Fund for	19
H			
Harbor Fees, (See Service Charges)	12, 13, 17	L	
Harbor Operations, Expenditures	20	Lahaina, Maui, Breakwater, Fund for	18
Harbor Board Special Fund, Status of	15	M	
Hawaii, Detailed Statement of Expenditures,		Maintenance Expenditures	21, 22, 23, 24
Rehabilitation Fund	28	Maui, Detailed Statement of Expenditures,	
Hiawahi, Detailed Statement of Expenditures,		Rehabilitation Fund	28
Special Fund	22, 26	Maui, Detailed Statement of Expenditures,	
Hilo, Arrivals and Departures of Overseas		Special Fund	23, 26, 27
Vessels	37	Molokai, Detailed Statement of Expenditures,	
Hilo, Inter-Island Freight	39	Special Fund	23, 26, 27
Hilo, Overseas Freight	38	N	
Hilo, Tidal Wave Fund	16	Nawiliwili, Arrivals and Departures of	
Honolulu, Arrivals and Departures of		Overseas Vessels	44
Overseas Vessels	34	Nawiliwili, Inter-Island Freight	46
Honolulu, Arrivals of Inter-Island Vessels	33	Nawiliwili, Overseas Freight	45
Honolulu Harbor Piers Extension Fund	19	O	
O			
		Oahu, Detailed Statement of Expenditures,	
		Rehabilitation Fund	27, 28
		Oahu, Detailed Statement of Expenditures,	
		Special Fund	21, 22, 25, 26
		Oil Pipe Lines, Earnings	13
		Overhead, Maintenance, Expenditures	25
		Overseas Freight:	
		Hilo	38
		Honolulu Piers	33
		Honolulu Territorial Piers	35

	PAGE		PAGE
Kahului	41	Rental of Equipment	12, 13, 17
Nawiliwili	45	Rentals, Earnings	12
Port Allen	45	Rentals, Receipts	17
		Reserve Fund	16
P			
Parking Earnings	12	S	
Parking Receipts	17	Sand, Sale of, Coral, etc., Earnings	13
Permits to Operate Power Boats, Earnings	12	Service Charges, Earnings	14
Permits to Operate Power Boats, Receipts	17	Service Charges, Receipts	17
Pier Earnings	13, 14	Shop, Harbor Board, Earnings	13
Pilotage Fees, Earnings	13, 14	Status of Contracts	29, 30
Pilotage Fees, Receipts	12	Status of Harbor Board Special Fund	15
Port Allen, Arrivals and Departures of		Status of Rehabilitation Fund	16
Overseas Vessels	43	Stores Revolving Fund	15
Port Allen, Inter-Island Freight	46	T	
Port Allen, Overseas Freight	45	Tolls, (See Wharfage)	12, 14, 17
Power Boats, Permits to Operate, Earnings	12, 13	W	
Power Boats, Permits to Operate, Receipts	17	Waikiki Beach Reclamation Survey, Fund for	18
		Water Pipeline Earnings	12, 13
R			
Receipts	17	Water Pipelines, Receipts	17
Reclamation Survey of Waikiki Beach,		Waterfront Facilities, Rehabilitation	
Fund for	18	Fund	16, 27, 28
Rehabilitation Fund, Expenditures	27, 28	Wharfage, Earnings	12, 14
Rehabilitation Fund, Status of	16	Wharfage, Receipts	17
Rehabilitation, Special Fund Expenditures	20	Waikiki Dredging, Fund for	19
Removing Oil and Debris from Honolulu		Wailoa Stream Improvements, Fund for	19
Harbor, Fund for	18		

